

Flash Eurobarometer 483

Report

Perceived independence of the national justice systems in the EU among the general public

January 2020

Survey conducted by Kantar at the request of the European Commission,
Directorate-General for Justice and Consumers

Survey co-ordinated by the European Commission, Directorate-General for Communication
(DG COMM "Media Monitoring and Eurobarometer" Unit)

Project title	Flash Eurobarometer 483 - January 2020 “Perceived independence of the national justice systems in the EU among the general public” Report
Linguistic version	EN
Catalogue number	DS-01-20-410-EN-N
ISBN	978-92-76-20133-5 doi:10.2838/70893
© European Union, 2020	

<https://ec.europa.eu/commfrontoffice/publicopinion>

TABLE OF CONTENTS

INTRODUCTION	2
EXECUTIVE SUMMARY	4
I. PERCEIVED INDEPENDENCE OF COURTS AND JUDGES AMONG THE GENERAL PUBLIC	5
II. MAIN REASONS AMONG THE GENERAL PUBLIC FOR THE PERCEIVED INDEPENDENCE OF THE NATIONAL JUSTICE SYSTEMS	11
1 Positive assessments	11
2 Negative assessments	24
ANNEXES	
Technical specifications	
Questionnaire	
Tables	

INTRODUCTION

This Flash Eurobarometer survey explores respondents' perceptions about the independence of the judiciary across EU Member States.

This survey was commissioned by the European Commission's Directorate-General for Justice and Consumers, and follows on previous surveys on this topic in 2016, 2017, 2018 and 2019. The results of these surveys feed into the EU Justice Scoreboard, which provides data on the quality, efficiency and independence of national justice systems. The Scoreboard helps the EU achieve more effective justice, which contributes to economic growth in the EU.

The survey explores:

- Respondents' perceptions of the independence of courts and judges in their country;
- The reasons for these perceptions, both positive and negative.

Results will be presented from an EU, country and socio-demographic perspective, and will be compared to previous surveys on this topic, and particularly the similar surveys in 2019 (EB Flash 474)¹, 2018 (EB Flash 461)², 2017 (EB Flash 447)³ and in 2016 (EB Flash 435).⁴

Between the 6th and 11th January 2020, 26,578 respondents from different social and demographic groups were interviewed via telephone (mobile and fixed line) in their mother tongue on behalf of Directorate-General for Justice and Consumers. At the time of fieldwork, the UK was still a member of the European Union, and therefore results from the UK are included in the report. The methodology used is that of Eurobarometer surveys as carried out by the Directorate-General for Communication ("Media Monitoring and Eurobarometer" Unit)⁵. A technical note on the manner in which interviews were conducted by the Institutes within the Kantar network is annexed to this report. Also included are the interview methods and confidence intervals⁶.

¹ <https://ec.europa.eu/commfrontoffice/publicopinion/index.cfm/Survey/getSurveyDetail/instruments/FLASH/surveyKy/2199>

² <http://ec.europa.eu/commfrontoffice/publicopinion/index.cfm/Survey/getSurveyDetail/instruments/FLASH/surveyKy/2168>

³ <http://ec.europa.eu/commfrontoffice/publicopinion/index.cfm/Survey/getSurveyDetail/instruments/FLASH/surveyKy/2148>

⁴ <http://ec.europa.eu/COMMFrontOffice/publicopinion/index.cfm/Survey/getSurveyDetail/instruments/FLASH/surveyKy/2116>

⁵ <http://ec.europa.eu/commfrontoffice/publicopinion>

⁶ The results tables are included in the annex. It should be noted that the total of the percentages in the tables of this report may exceed 100% when the respondent was able to give several answers to the question.

Note: In this report, countries are referred to by their official abbreviation. The abbreviations used in this report correspond to:

Belgium	BE	Latvia	LV
Bulgaria	BG	Luxembourg	LU
Czechia	CZ	Hungary	HU
Denmark	DK	Malta	MT
Germany	DE	The Netherlands	NL
Estonia	EE	Austria	AT
Greece	EL	Poland	PL
Spain	ES	Portugal	PT
France	FR	Romania	RO
Croatia	HR	Slovenia	SI
Ireland	IE	Slovakia	SK
Italy	IT	Finland	FI
Republic of Cyprus	CY	Sweden	SE
Lithuania	LT	United Kingdom	UK
European Union – weighted average for the 28 Member States			EU28
European Union without the UK - weighted average for the 27 Member States			EU27

* Cyprus as a whole is one of the 28 European Union Member States. However, the ‘acquis communautaire’ has been suspended in the part of the country, which is not controlled by the government of the Republic of Cyprus. For practical reasons, only the interviews carried out in the part of the country controlled by the government of the Republic of Cyprus are included in the ‘CY’ category and in the EU28 average.

We wish to thank the people throughout the European Union who have given their time to take part in this survey. Without their active participation, this study would not have been possible.

EXECUTIVE SUMMARY

For the fifth consecutive year, the majority of respondents rate the independence of courts and judges in their country as good

- More than half (56%) of all respondents rate their justice system - in terms of the independence of courts and judges - as good, with 12% saying it is 'very good'. One third (33%) say it is bad. These results have remained stable since 2019, but compared to 2016 respondents have become more positive about the independence of courts and judges (+4 percentage points).
- In 17 Member States at least half of all respondents rate their justice system – in terms of the independence of courts and judges – as good. In seven countries at least one in five rate it as very good, with the highest proportion seen in Denmark (41%).
- Respondents in Spain (+7 percentage points), Croatia and the Netherlands (both +6 pp) are now more likely to rate the independence of their courts and judges as good compared to 2019, while those in Italy (-6 pp) and Poland (-5 pp) are now less likely to do so.
- Respondents aged 15-24, those who remained longer in education, and employees are the most likely to rate their justice system - in terms of the independence of courts and judges - as good.

The status and position of judges is most often given as the reason for rating the level of independence of courts and judges as good

- Respondents who rate the independence of their justice system as good are most likely to say this is due to the status and position of judges sufficiently guaranteeing their independence (77%), while 63% mention the absence of interference or pressure from government and politicians, and 62% the lack of interference of pressure from economic or other specific interests.
- Results have remained stable since 2019 and compared to 2016 respondents are now slightly more likely to say that each of these reasons very much explains their rating.
- Men, those who remained longer in education, and employees and self-employed workers are the most likely to say each of these reasons explains their positive rating.

Interference or pressure from government and politicians is the most likely reason for rating the level of independence of the national courts and judges as poor

- Around seven in ten respondents who rate the independence of their justice system as bad do so because of interference or pressure from government and politicians (72%), or from economic or other specific interests (69%). More than half say the fact that the status and position of judges do not sufficiently guarantee their independence (56%) explains their rating.
- Compared to 2019, respondents are now slightly less likely to say interference or pressure from government and politicians explains why they rate the independence of courts and judges in their country as bad (-2 pp). Overall the longer-term trends since 2016 are stable (0 pp).
- Those who remained in education for longer, employees and the self-employed are generally the most likely to say each reason explains their negative rating.

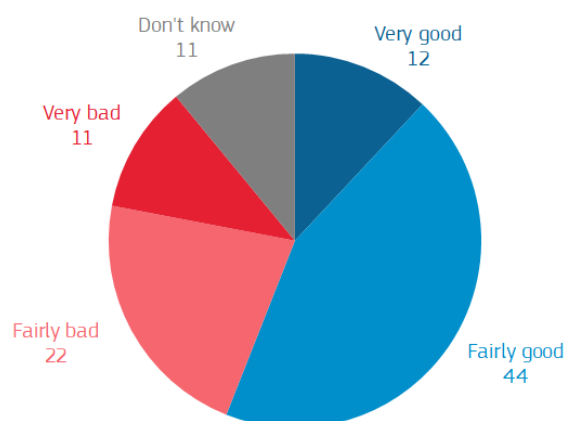
I. PERCEIVED INDEPENDENCE OF COURTS AND JUDGES AMONG THE GENERAL PUBLIC

This section of the report discusses respondents' perceptions of the independence of courts and judges in their country.

For the fifth consecutive year, the majority rate the independence of courts and judges in their country as good

More than half (56%) of all respondents rate their justice system - in terms of the independence of courts and judges - as good: 12% say it is 'very good' and 44% that it is 'fairly good'.⁷ One third (33%) say the independence of courts and judges is bad, with 22% saying it is 'fairly bad', and 11% that it is 'very bad'.

- Q1** From what you know, how would you rate the justice system in (OUR COUNTRY) in terms of the independence of courts and judges? Would you say it is very good, fairly good, fairly bad or very bad? (% EU)



Base: all respondents (N=26,578)

Average EU27:

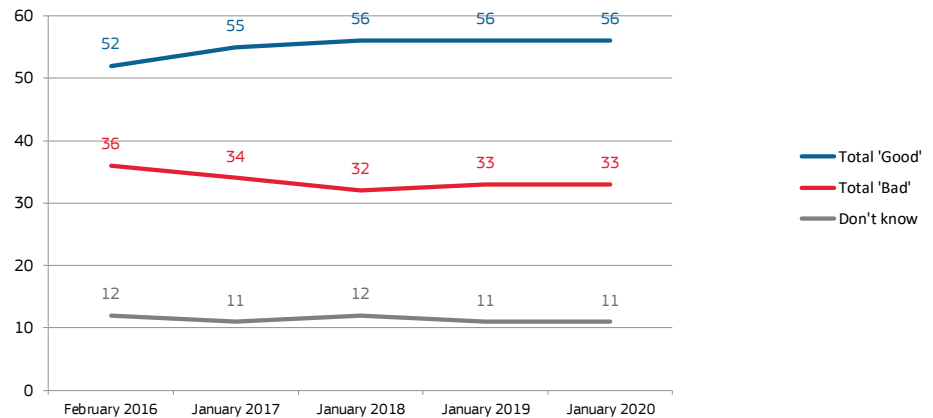
Very good: 11% | Fairly good 44% | Fairly bad: 22% | Very bad: 11% | Don't know: 12%

There has been no change in opinion since 2019, with identical figures for all response options. Since 2016, when the survey was first conducted, respondents have become more positive about the independence of courts and judges, with a four-point increase in the proportion who say it is good, and a three-point decline in the proportion who say it is bad.⁸

⁷ Q1 From what you know, how would you rate the justice system in (OUR COUNTRY) in terms of the independence of courts and judges? Would you say it is very good, fairly good, fairly bad or very bad?

⁸ Subtotals may not sum to their corresponding items due to weighting and rounding.

Q1 From what you know, how would you rate the justice system in (OUR COUNTRY) in terms of the independence of courts and judges? Would you say it is very good, fairly good, fairly bad or very bad?
(% EU)



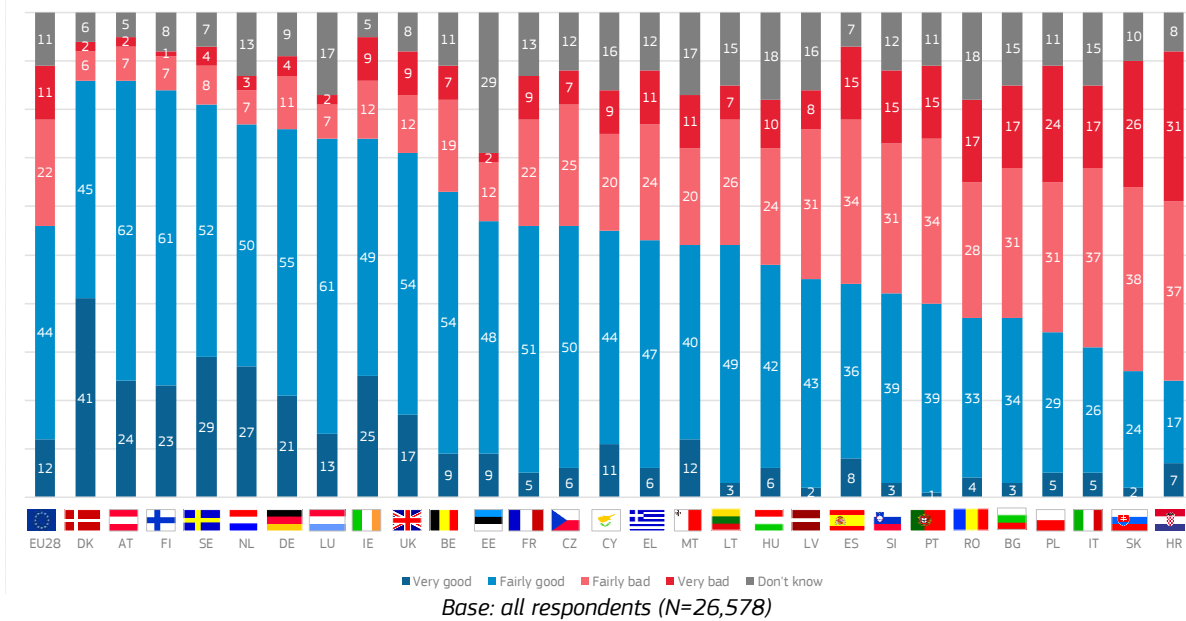
Base: all respondents (N=26,578)

Average EU27 (Jan 2020):
 Total good: 54% | Total bad: 34% | Don't know: 12%

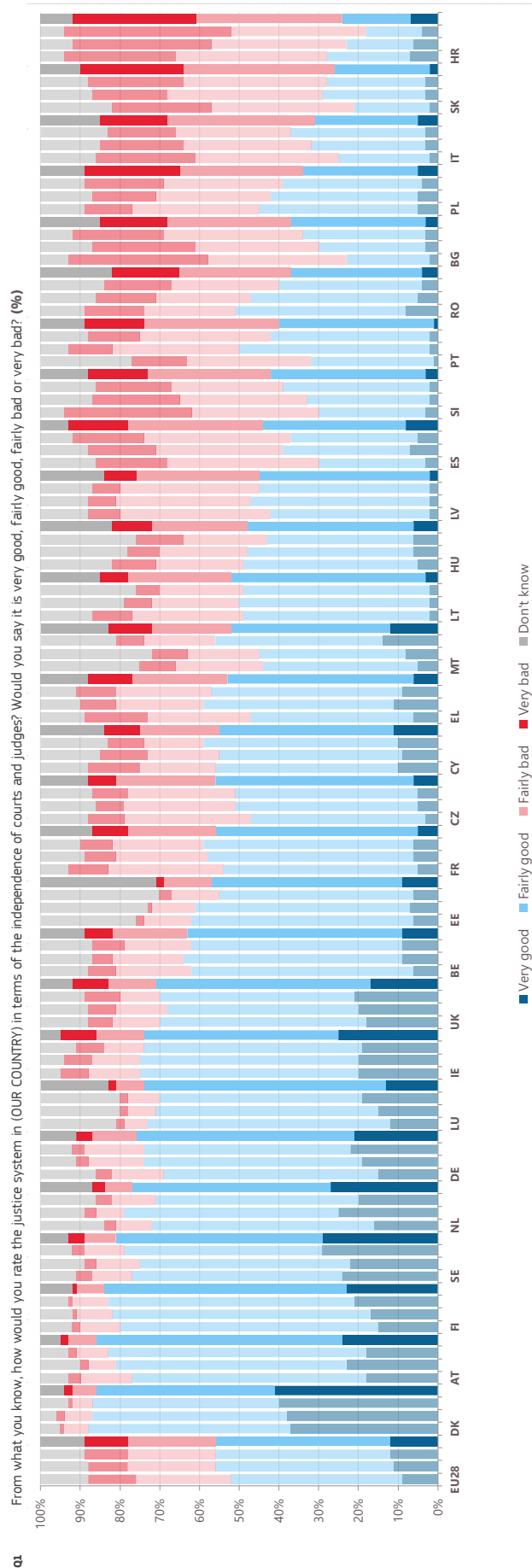
Opinion about the independence of courts and judges varies considerably across Member States. In 17 countries, the majority rate the justice system in terms of the independence of courts and judges as good, with respondents in Denmark, Austria (both 86%), Finland (84%) and Sweden (81%) the most likely to say this. At the other end of the scale, 24% in Croatia, 26% in Slovakia and 31% in Italy rate the independence of their courts and judges as good.

Respondents in Denmark (41%) are more likely than those in other countries to rate this independence as 'very good', followed by 29% in Sweden and 27% in the Netherlands. At the other end of the scale, at least one in four respondents rate this independence as 'very bad' in Croatia (31%), Slovakia (26%) and Poland (24%).

Q1 From what you know, how would you rate the justice system in (OUR COUNTRY) in terms of the independence of courts and judges? Would you say it is very good, fairly good, fairly bad or very bad?
(% EU)



Average EU27:
Very good: 11% | Fairly good: 44% | Fairly bad: 22% | Very bad: 11% | Don't know: 12%

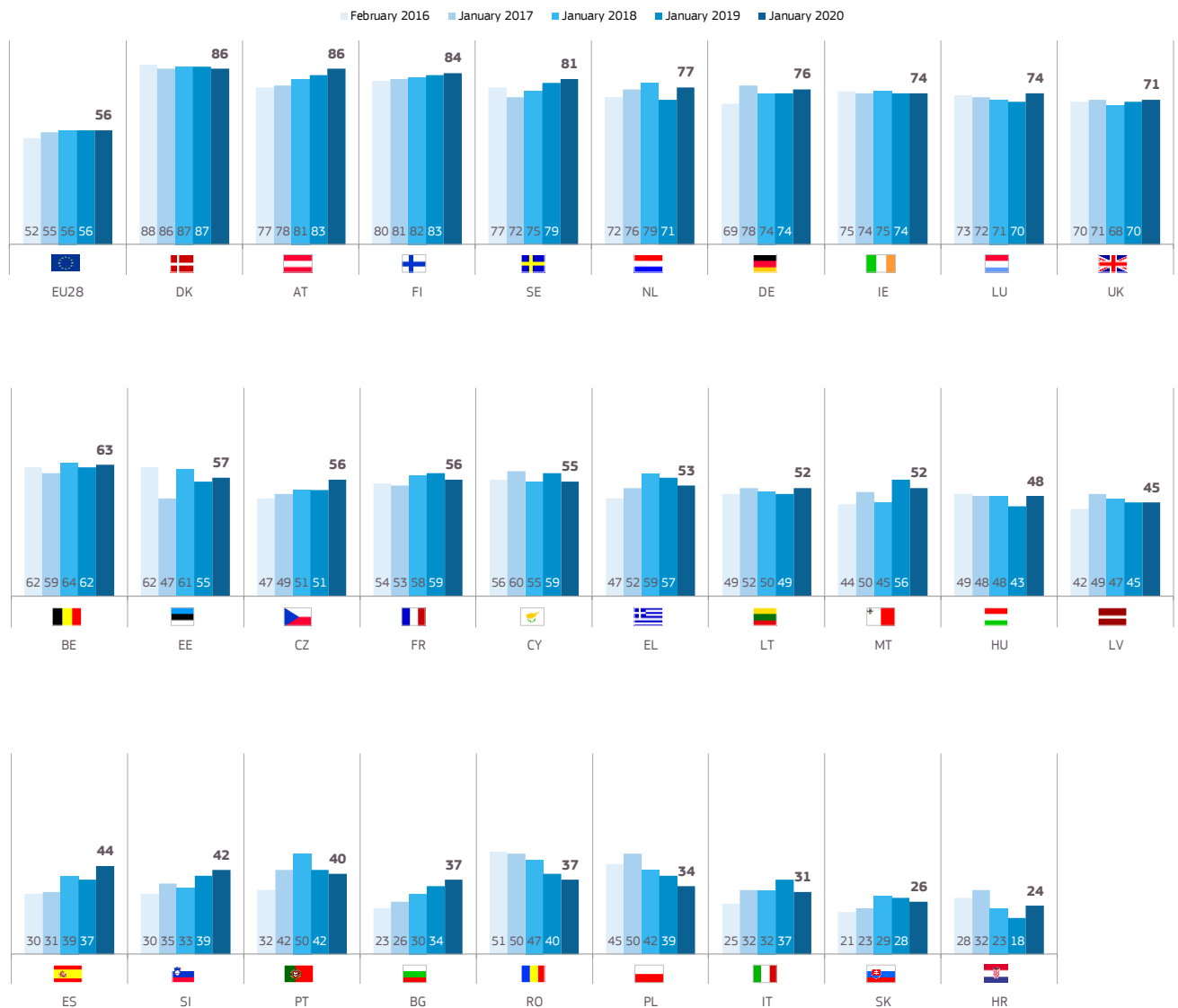


Base: all respondents (N=26,578)
Displaying the results from 2016, 2018, 2019, 2020

Compared to 2019, opinion about the independence of courts and judges has become more positive in Spain (+7 percentage points), Croatia and the Netherlands (both +6 pp). However, respondents in Italy (-6 pp) and Poland (-5 pp) are now less likely to rate this independence as good.

The longer-term trend since 2016 shows that in 20 countries, respondents are as positive or have become more positive about their justice system, with the largest increases observed in Bulgaria and Spain (both +14 pp) and Slovenia (+12 pp). By contrast, in eight countries respondents are now less likely to rate their justice system as good, with the largest decreases amongst those in Romania (-14 pp) and Poland (-11 pp).

Q1 From what you know, how would you rate the justice system in (OUR COUNTRY) in terms of the independence of courts and judges? Would you say it is very good, fairly good, fairly bad or very bad?
(% - TOTAL 'GOOD')



Base: all respondents (N=26,578)




Average EU27 (Jan 2020):
Total good: 54%

The **socio-demographic analysis** illustrates the following:

- Men are more likely than women to rate the independence of courts and judges as good (58% vs. 54%).
- Respondents aged 15-24 are the most likely to rate their justice system - in terms of the independence of courts and judges - as good, particularly compared to those aged 55 or older (62% vs 53%).
- The longer a respondent remained in education, the more likely they are to rate the independence of courts and judges as good: 62% of those who completed education aged 20+ say this, compared to 41% of those who completed education aged 15 or younger.
- Employees are most likely to rate the independence of courts and judges in their country as good, particularly compared to manual workers (63% vs 50%).

Those who have been involved in a dispute that went to court⁹ are less likely to say the justice system in terms of the independence of courts and judges is good, compared to those who have never been involved in such a dispute (49% vs 57%). In fact, 47% of those who have been involved in a dispute rate the independence as bad, compared to 32% who have not been involved.

Q1 From what you know, how would you rate the justice system in (OUR COUNTRY) in

	Total 'Good'	Total 'Bad'
EU28	56	33
 Sex		
Male	58	33
Female	54	33
 Age		
15-24	62	26
25-39	56	33
40-54	59	32
55 +	53	35
 Education (End of)		
15-	41	41
16-19	52	36
20+	62	30
Still studying	63	25
Respondent occupation scale		
Self-employed	55	36
Employee	63	29
Manual workers	50	39
Not working	52	35
Involved in dispute which went to court		
Yes	49	47
No	57	32

Base: all respondents (N=26,578)

⁹ D4 In the last two years, have you been involved in any dispute which has gone to court?

II. MAIN REASONS AMONG THE GENERAL PUBLIC FOR THE PERCEIVED INDEPENDENCE OF THE NATIONAL JUSTICE SYSTEMS

This chapter considers the reasons for respondents making positive or negative assessments of the independence of courts and judges in their country.

1 Positive assessments

Almost four in five respondents say the status and position of judges is the reason for their positive rating of the independence of courts and judges in their country

Respondents who rated the justice system in their country - in terms of the independence of courts and judges – as good¹⁰ were asked the extent to which the status of judges, a lack of interference or pressure from governments or politicians or from economic or special interests explained their rating.¹¹

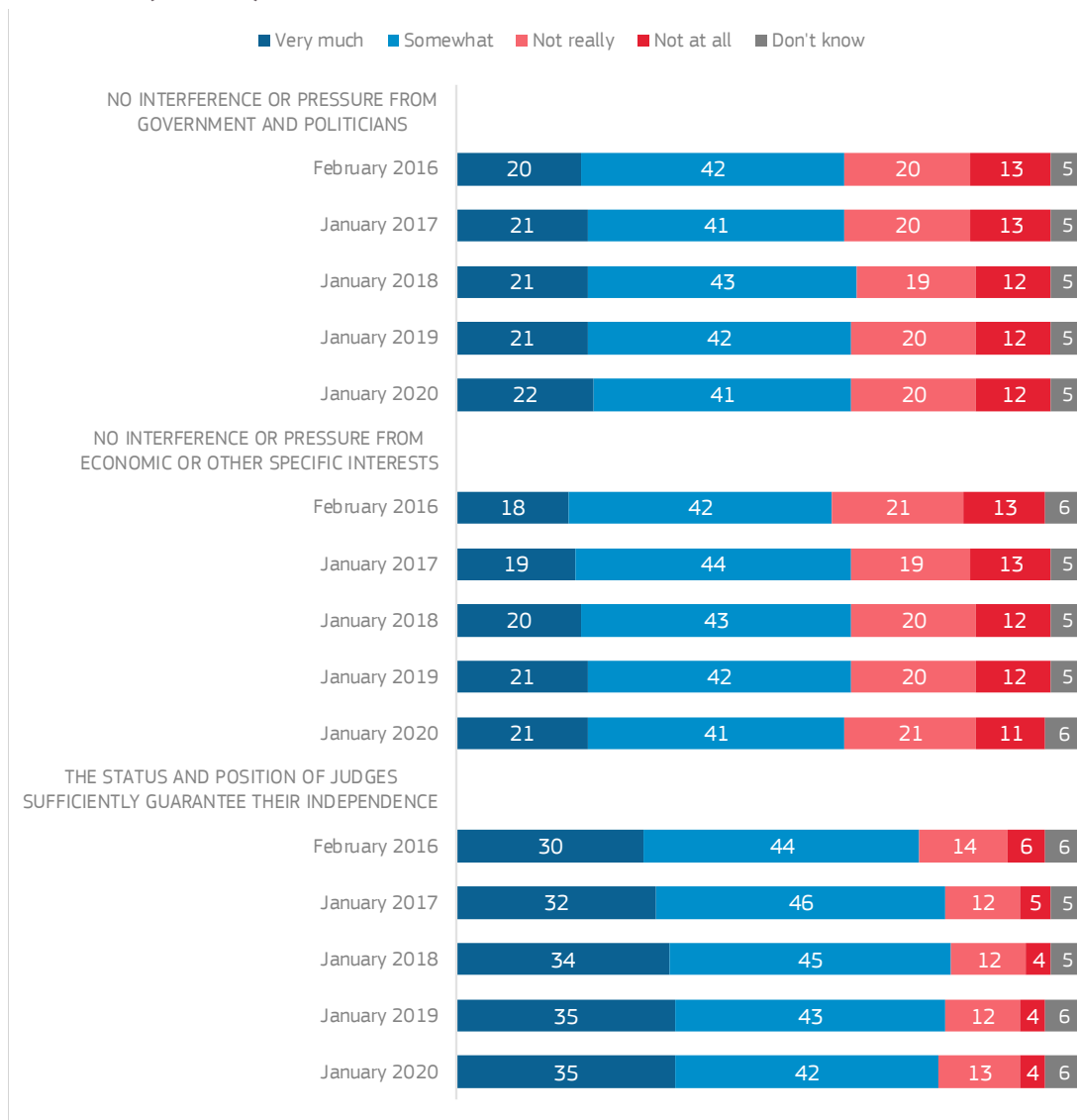
More than three quarters (77%) of this group of respondents (equivalent to about 44% of all respondents) say the fact that the status and position of judges sufficiently guarantee their independence explains their positive rating, with 35% saying this reason ‘very much’ explains it. More than six in ten (63%) say a lack of interference or pressure from government and politicians explains their rating, with 22% saying this ‘very much’ explains it. A similar proportion (62%) say a lack of interference or pressure from economic or other specific interests explains their positive rating, with 21% saying this ‘very much’ explains it.

Results are stable compared to 2019 (0-1 pp), with the longer-term trend since 2016 showing respondents are now slightly more likely to say each of these reasons very much explains their rating.

¹⁰ Answering “fairly good” or “very good”

¹¹ Q2b Could you tell me to what extent each of the following reasons explains your rating of the independence of the justice system in (OUR COUNTRY): 2b.1 No interference or pressure from government and politicians; 2b.2 No interference or pressure from economic or other specific interests; 2b.3 The status and position of judges sufficiently guarantee their independence.

Q2b Could you tell me to what extent each of the following reasons explains your rating of the independence of the justice system in (OUR COUNTRY):
(% Total)



Base: respondents rating the independence of justice in their national justice system as good (N=14,798)

Average EU27 (Jan 2020):

“No interference or pressure from government and politicians”

Very much: 22% | Somewhat: 41% | Not really: 20% | Not at all: 12% | Don't know: 5%

“No interference or pressure from economic or other specific interests”

Very much: 21% | Somewhat: 42% | Not really: 21% | Not at all: 11% | Don't know: 5%

“The status and position of judges sufficiently guarantee their independence”

Very much: 36% | Somewhat: 42% | Not really: 12% | Not at all: 4% | Don't know: 6%

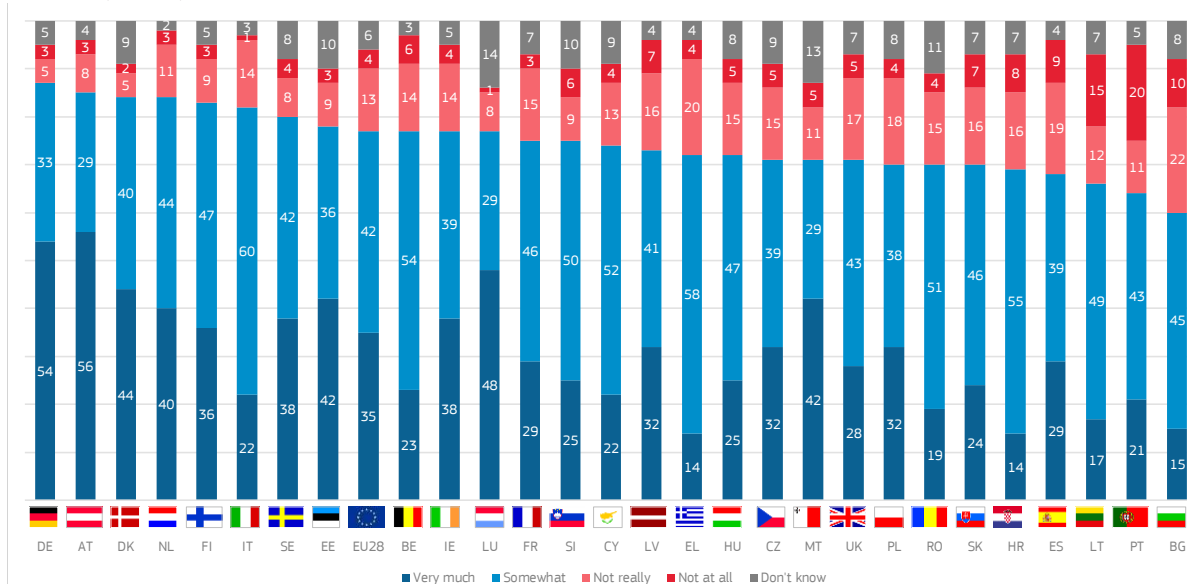
a. Status and position of judges

At least six in ten respondents in each country say the fact that the status and position of judges sufficiently guarantee their independence is a reason for their positive rating. Respondents in Germany (87%), Austria (85%), Denmark and the Netherlands (both 84%) are the most likely to say this, while those in Bulgaria (60%), Portugal (64%) and Lithuania (66%) are least likely to say this reason explains their rating.

Respondents in Austria (56%), Germany (54%), Luxembourg (48%) and Denmark (44%) are the most likely to say this reason **'very much'** explains their rating, while those in Croatia, Greece (both 14%) and Bulgaria (15%) are the least likely to do so. Those in Italy (60%), Greece (58%), Croatia (55%) and Belgium (54%) are the most likely to say this **'somewhat'** explains their rating, while respondents in Malta, Luxembourg and Austria (all 29%) are the least likely to say this.

Around one in five respondents in Bulgaria (22%), Greece (20%) and Spain (19%) say the fact that the status and position of judges sufficiently guarantee their independence is **'not really'** a reason for their rating. At the other end of the scale those in Denmark and Germany (both 5%) are the least likely to say this. Portugal (20%) is the only country where at least one in five say this does **not explain their rating at all**, followed by 15% in Lithuania and 10% in Bulgaria. By contrast, 1% in Luxembourg and Italy say the same.

Q2b3 Could you tell me to what extent each of the following reasons explains your rating of the independence of the justice system in (OUR COUNTRY):
The status and position of judges sufficiently guarantee their independence
(% Total)



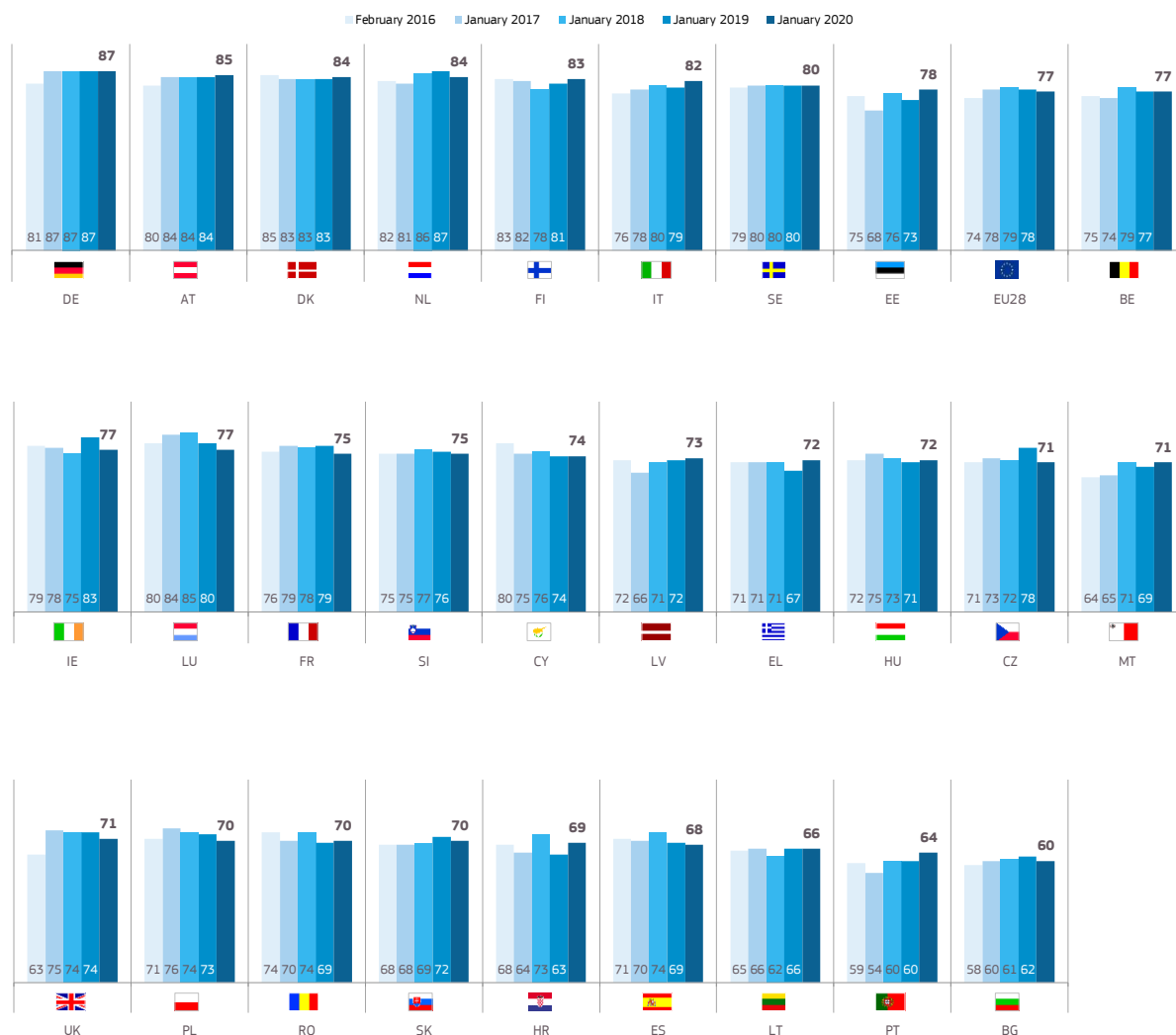
Base: respondents rating the independence of justice in their national justice system as good (N=14,903)

Average EU27:
"The status and position of judges sufficiently guarantee their independence"
 Very much: 36% | Somewhat: 42% | Not really: 12% | Not at all: 4% | Don't know: 6%

There have generally only been small changes since 2019, although there are some exceptions. Compared to 2019, respondents in Croatia (+6 pp), Greece and Estonia (both +5 pp) are now more likely to say the status and position of judges guaranteeing their independence explains their good rating of the independence of their national justice system. By contrast, those in Czechia (-7 pp) and Ireland (-6 pp) are now less likely to say this.

The longer-term trends since 2016 show that opinions are stable (0-2 pp) in 17 countries. In seven countries respondents are now more likely to say this reason explains their good rating of the level of independence of the justice system in their country, while in four countries they are now less likely to do so.

Q2b3 Could you tell me to what extent each of the following reasons explains your rating of the independence of the justice system in (OUR COUNTRY):
The status and position of judges sufficiently guarantee their independence
(% Total)



Base: respondents rating the independence of justice in their national justice system as good (N=14,903)

Average EU27 (Jan 2020):
 "The status and position of judges sufficiently guarantee their independence"
 Total "Explains": 78%

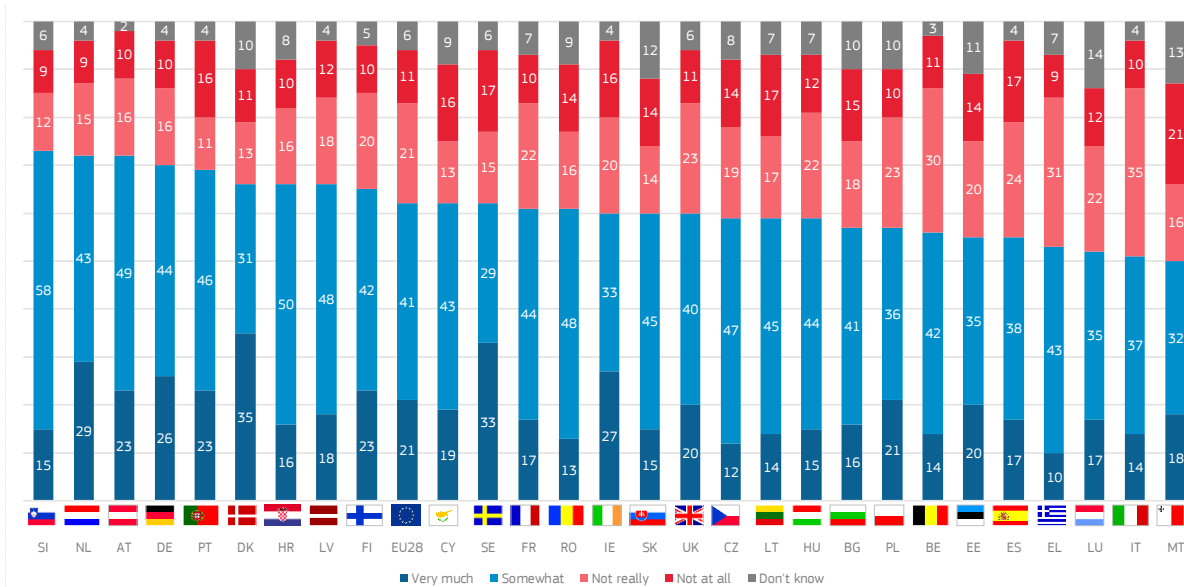
b. Economic interests

In every country, at least half of respondents say that no interference or pressure from economic or other specific interests is a reason they rate the independence of the justice system in their country as good. Proportions range from 73% in Slovenia, 72% in Austria and the Netherlands and 70% in Germany to 50% in Malta, 51% in Italy, 52% in Luxembourg and 53% in Greece.

Respondents in Denmark (35%), Sweden (33%) and the Netherlands (29%) are the most likely to say this **'very much'** explains their rating, while those in Greece (10%), Czechia (12%) and Romania (13%) are the least likely to do so. Respondents in Slovenia (58%) and Croatia (50%) are the most likely to say this **'somewhat'** explains their rating, while respondents in Sweden (29%), Denmark (31%), Malta (32%) and Ireland (33%) are the least likely to do so.

Respondents in Italy (35%), Greece (31%) and Belgium (30%) are the most likely to say that no interference or pressure from economic or other specific interests is **'not really'** a reason for their rating, compared to 11% in Portugal, 12% in Slovenia and 13% in Denmark and Cyprus. Finally, those in Malta (21%), Sweden, Lithuania and Spain (all 17%) are the most likely to say this does **not explain their rating at all**, while those in Slovenia, Greece and the Netherlands (all 9%) are the least likely to say this.

Q2b2 Could you tell me to what extent each of the following reasons explains your rating of the independence of the justice system in (OUR COUNTRY):
No interference or pressure from economic or other specific interests
(% Total)



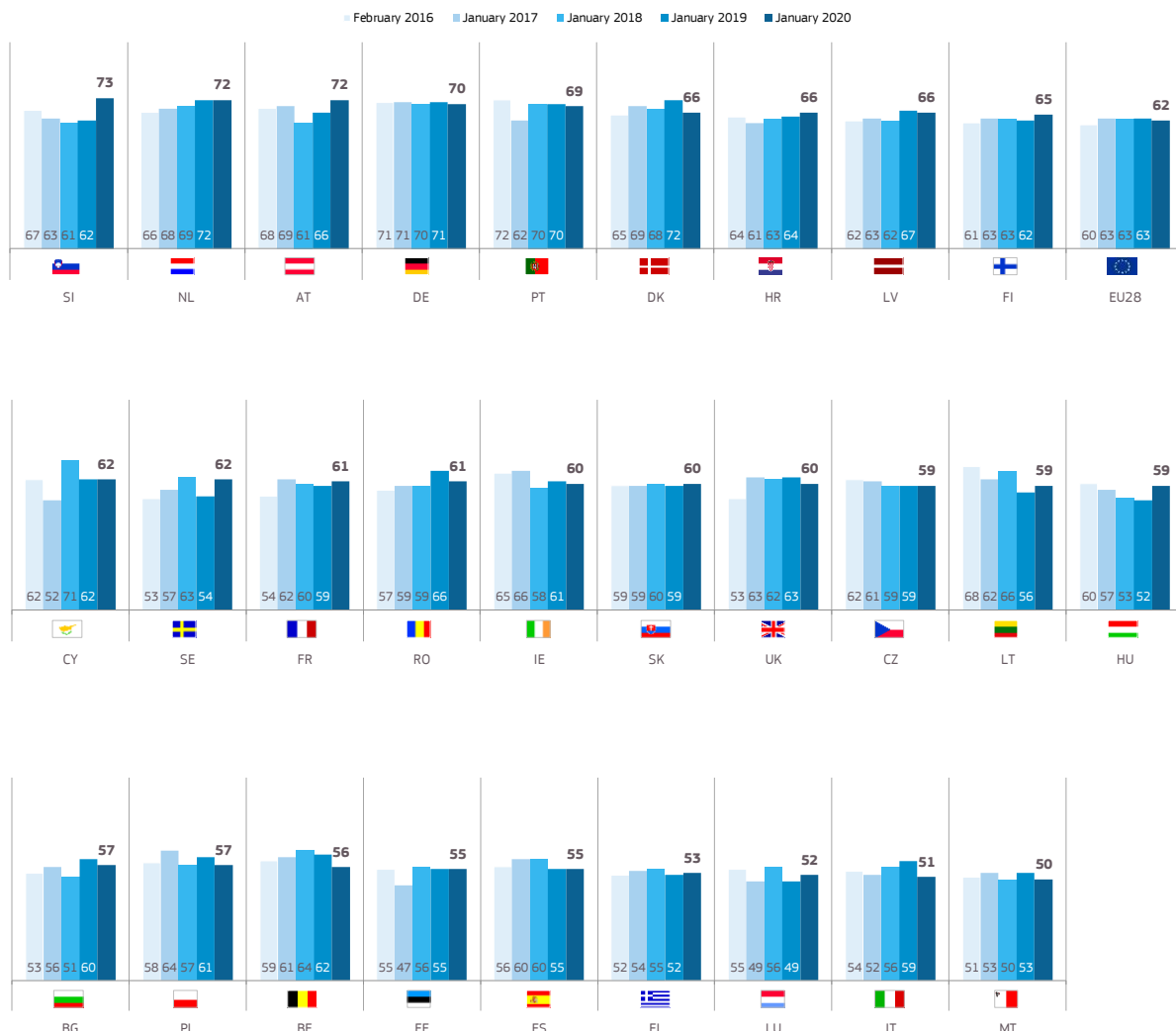
Base: respondents rating the independence of justice in their national justice system as good (N=14,903)

Average EU27:
"No interference or pressure from economic or other specific interests"
 Very much: 21% | Somewhat: 42% | Not really: 21% | Not at all: 11% | Don't know: 5%

Respondents in Slovenia (+11 pp), Sweden (+8 pp), Hungary (+7 pp) and Austria (+6 pp) are now more likely to say a reason for their good rating of the level of independence of courts and judges in their country is the absence of interference or pressure from economic or other specific interests, compared to 2019. In contrast, respondents in Italy (-8 pp), Denmark and Belgium (both -6 pp) are now less likely to say that this reason explains their rating.

The longer-term trend shows that in 10 countries respondents are now more likely to say that the absence of interference or pressure from economic or other specific interests explains their positive rating. In contrast, there are seven countries where respondents are now less likely to say that this reason explains their rating. In the remaining 11 countries opinion is stable compared to 2016 (0-2 pp).

Q2b2 Could you tell me to what extent each of the following reasons explains your rating of the independence of the justice system in (OUR COUNTRY):
No interference or pressure from economic or other specific interests
(% Total)



Base: respondents rating the independence of justice in their national justice system as good (N=14,903)

Average EU27 (Jan 2020):
 “No interference or pressure from economic or other specific interests”
 Total “Explains”: 63%

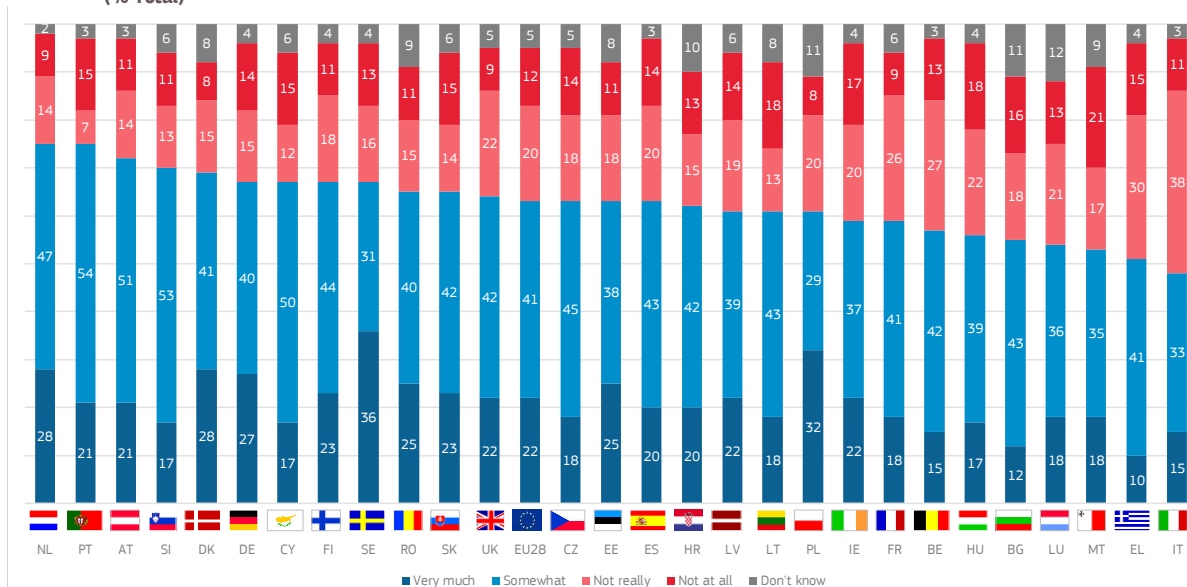
c. Political pressure

In all but one country, more than half of respondents say a lack of interference or pressure from government and politicians is a reason for their good rating of the level of independence of the justice system in their country. However, there is some variation between Member States, with proportions ranging from 75% in the Netherlands and Portugal and 72% in Austria to 51% in Greece, 53% in Malta and 54% in Luxembourg. The exception is Italy, where 48% say this reason explains their rating.

Respondents in Sweden (36%), Poland (32%), Denmark, the Netherlands (both 28%) and Germany (27%) are the most likely to say this reason ‘**very much**’ explains their positive rating of the independence of the justice system in their country, compared to 10% in Greece, 12% in Bulgaria and 15% in Italy. Respondents in Portugal (54%), Slovenia (53%), Austria (51%) and Cyprus (50%) are the most likely to say this ‘**somewhat**’ explains their rating, while those in Poland (29%), Sweden (31%), Italy (33%) and Malta (35%) are the least likely to do so.

Respondents in Italy (38%) and Greece (30%) are the most likely to say no interference or pressure from government and politicians is ‘**not really**’ a reason for their rating of the independence of the justice system in their country, while those in Portugal (7%), Cyprus (12%) Lithuania and Slovenia (both 13%) are the least likely to do so. Around one in five of respondents in Malta (21%), Lithuania and Hungary (both 18%) say this does **not explain their rating at all**. In contrast, 8% in Denmark and Poland also say this.

Q2b1 Could you tell me to what extent each of the following reasons explains your rating of the independence of the justice system in (OUR COUNTRY):
No interference or pressure from government and politicians
(% Total)



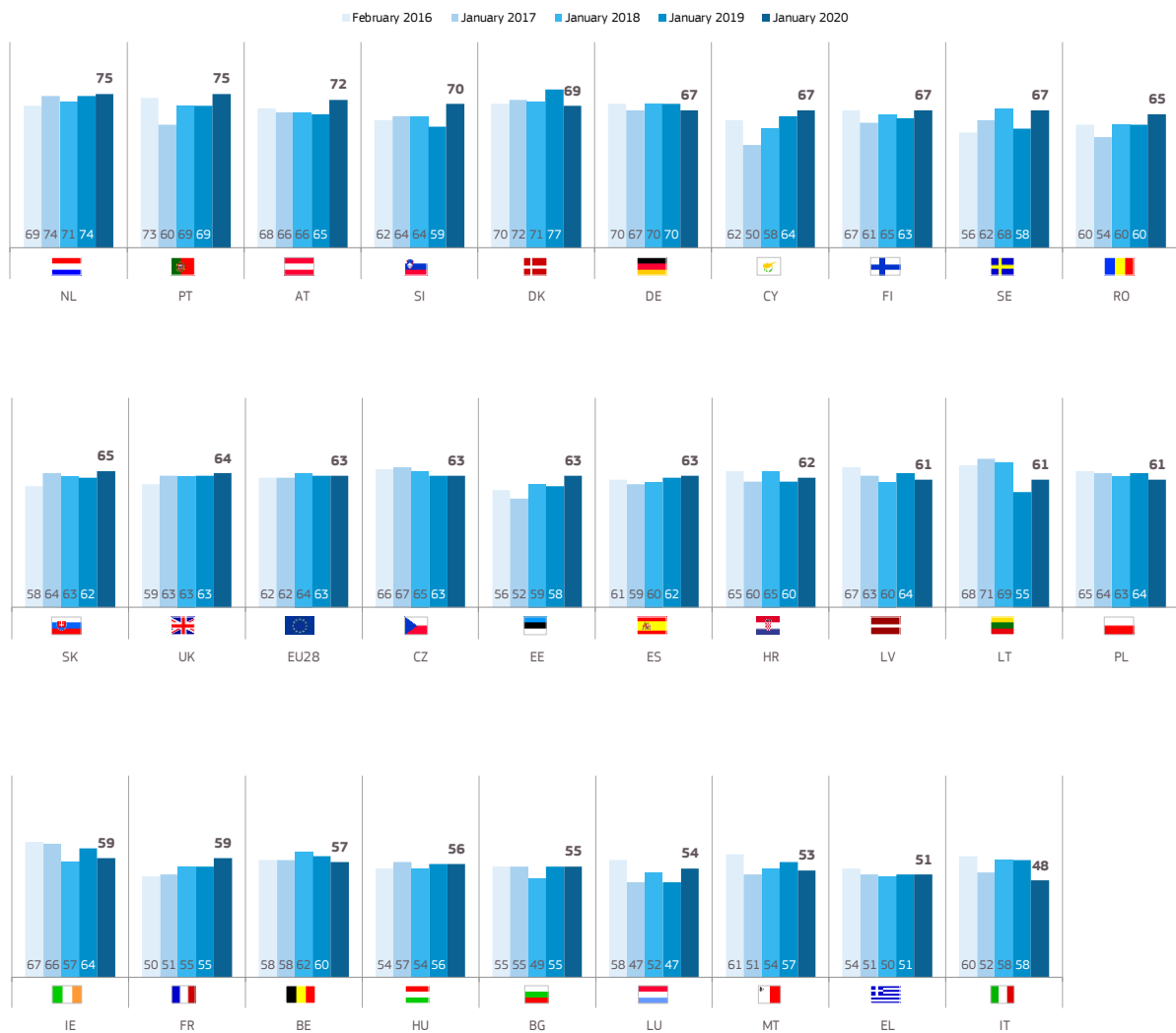
Base: respondents rating the independence of justice in their national justice system as good (N=14,903)

Average EU27:
 “No interference or pressure from government and politicians”
 Very much: 22% | Somewhat: 41% | Not really: 20% | Not at all: 12% | Don't know: 5%

Compared to 2019, the proportion of respondents saying no interference or pressure from government and politicians is a reason for their good rating of the level of independence of the justice system in their country has increased most in Slovenia (+11 pp), Sweden (+9 pp), Austria and Luxembourg (both +7 pp). In contrast, the largest declines are observed in Italy (-10 pp) and Denmark (-8 pp).

Compared to 2016, the proportion of respondents saying no interference or pressure from government and politicians is a reason for their good rating of the level of independence of the justice system in their country has increased in ten countries, including France where there has been consistent growth over that time. Proportions have declined in 11 countries and remained stable in seven.

Q2b1 Could you tell me to what extent each of the following reasons explains your rating of the independence of the justice system in (OUR COUNTRY):
No interference or pressure from government and politicians
(% Total)



Base: respondents rating the independence of justice in their national justice system as good (N=14,903)


Average EU27 (Jan 2020):
 "No interference or pressure from government and politicians"
 Total "Explains": 63%

The **socio-demographic analysis** shows the following:

- Men are more likely than women to say that each of the reasons explains their rating. For example, 80% of men say that the guarantee provided by the status and position of judges explains why they rate the level of independence of courts and judges in their country as good, compared with 74% of women.
- Respondents aged 40-54 are more likely than those in other age groups to say that the various reasons explain their rating. For example, 66% of people aged 40-54 say no interference or pressure from government and politicians explain their rating, compared with 61%-63% in other age groups.
- The longer a respondent remained in education, the more likely they are to say each of these reasons explains their rating. For example, 80% of those who completed their education aged 20 or older say the fact that the status and position of judges sufficiently guarantee their independence explains their rating, compared to 67% of those who completed their education aged 15 or younger.
- Employees and self-employed workers are more likely to say each reason explains their rating, compared with manual workers and those who are not working. For instance, 65% of self-employed workers and 64% of employees say a lack of interference or pressure from economic or other specific interests explains their rating, compared with 60% of manual workers and 59% of those not in work.

There is no significant difference in the answers of respondents who have been involved in a dispute that has gone to court in the last two years, when compared with those who have not been to court.

Q2bT Could you tell me to what extent each of the following reasons explains your rating of the independence of the justice system in (OUR COUNTRY):
(% - EU)

	No interference or pressure from government and politicians		No interference or pressure from economic or other specific interests		The status and position of judges sufficiently guarantee their independence	
	Total 'Explains'	Total 'Doesn't explain'	Total 'Explains'	Total 'Doesn't explain'	Total 'Explains'	Total 'Doesn't explain'
EU28	63	32	62	32	77	17
 Sex						
Male	65	31	64	32	80	16
Female	61	33	60	33	74	18
 Age						
15-24	61	36	61	33	72	21
25-39	63	33	60	36	76	19
40-54	66	31	65	31	80	16
55 +	62	31	61	31	77	16
 Education (End of)						
15-	55	35	52	37	67	20
16-19	63	33	60	34	76	18
20+	65	31	65	31	80	15
Still studying	62	35	61	34	75	22
Respondent occupation scale						
Self- employed	65	32	65	32	78	19
Employee	66	31	64	32	81	15
Manual workers	61	35	60	37	74	21
Not working	60	33	59	33	75	17
Involved in dispute which went to court						
Yes	61	34	60	34	79	15
No	63	32	63	32	77	17

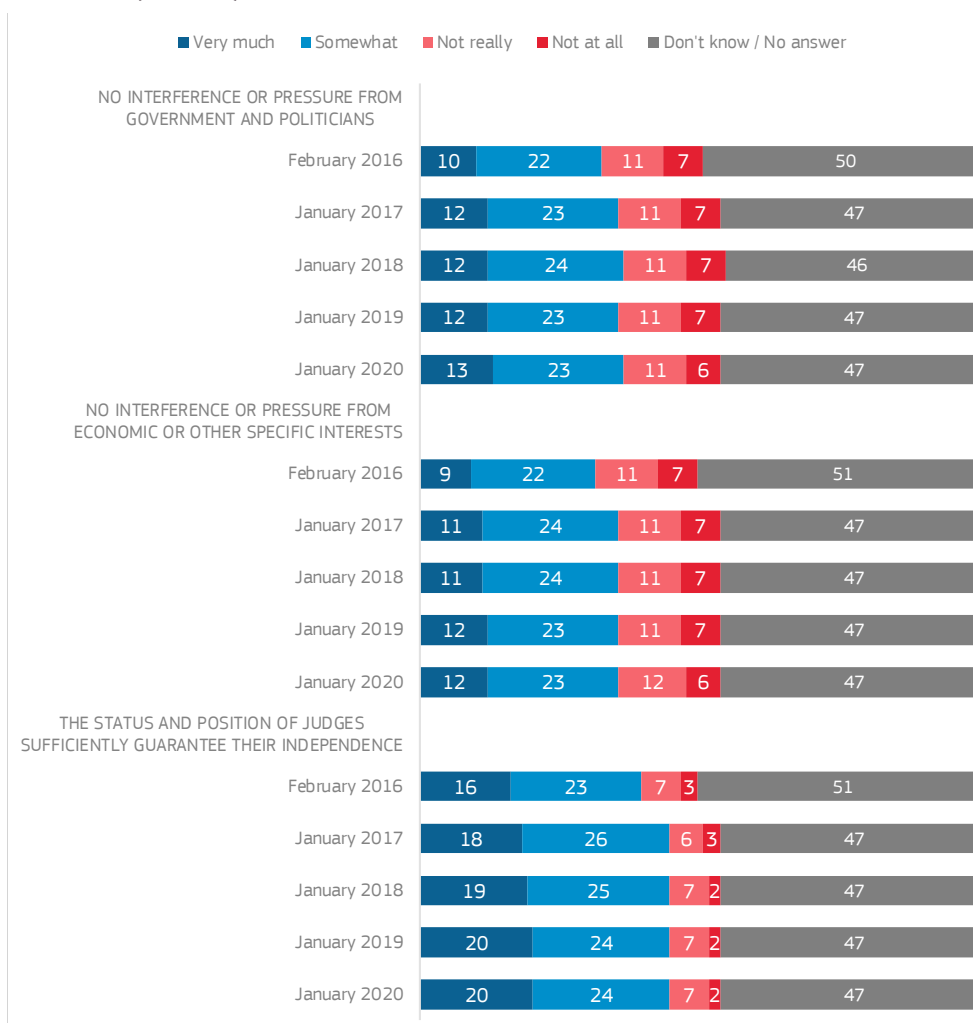
Base: respondents rating the independence of justice in their national justice system as good (N=14,903)

The chart below shows the results for this question when using the answers of **all** respondents.

More than four in ten (44%) say the fact that the status and position of judges sufficiently guarantee their independence explains why they rate the independence of their justice system, in terms of independence of courts and judges, as good. More than one third say the lack of interference or pressure from government and politicians (36%) or from economic or other specific interests (35%) explains why they think the independence of their justice system is good.

Results have remained stable compared to 2019 (0-1 pp). However, over the longer term since 2016 respondents are now more likely to say each of these three reasons explains their rating.

Q2b Could you tell me to what extent each of the following reasons explains your rating of the independence of the justice system in (OUR COUNTRY):
(% Total)



Base: all respondents (N=26,578)

Average EU27 (Jan 2020):
 "No interference or pressure from government and politicians"
 Very much: 12% | Somewhat: 22% | Not really: 11% | Not at all: 6% | Don't know: 49%
 "No interference or pressure from economic or other specific interests"
 Very much: 11% | Somewhat: 23% | Not really: 11% | Not at all: 6% | Don't know: 49%
 "The status and position of judges sufficiently guarantee their independence"
 Very much: 20% | Somewhat: 23% | Not really: 6% | Not at all: 2% | Don't know: 49%

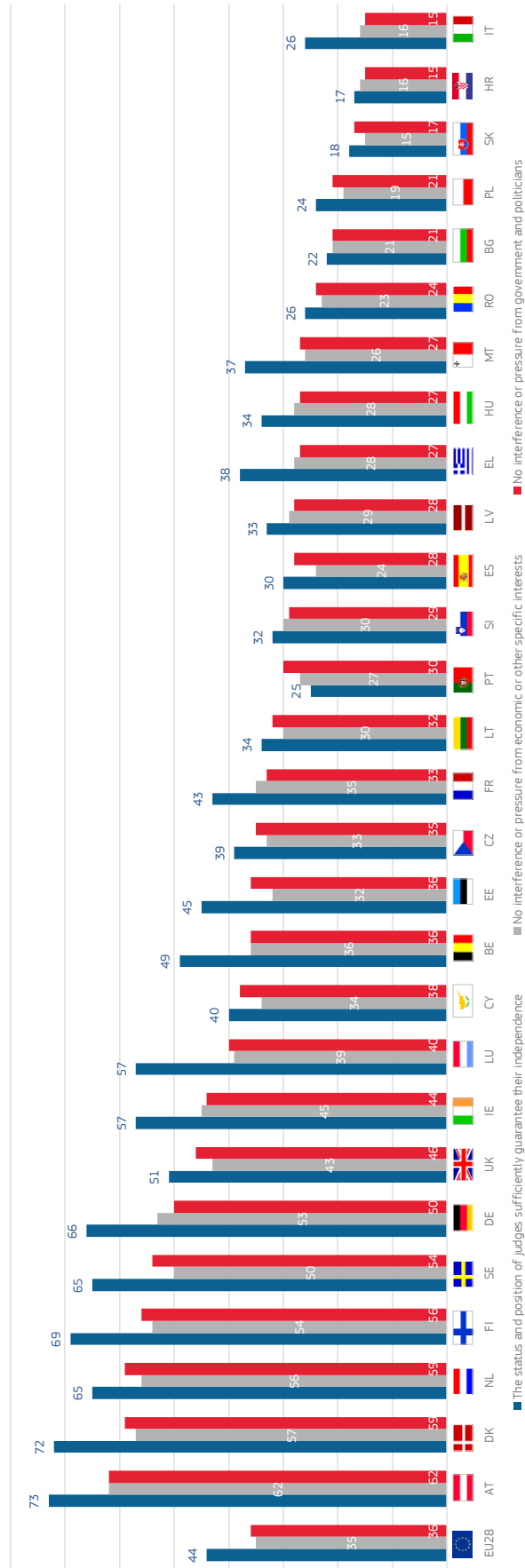
The country results, based on all respondents, show respondents in Austria (73%), Denmark (72%), and Finland (69%) are the most likely to say the **status and position of judges sufficiently guaranteeing their independence** explains why they rate the level of independence of their justice system, in terms of independence of courts and judges, as good.¹² In contrast, 17% in Croatia, 18% in Slovakia and 22% in Bulgaria say the same.

There are five countries where the majority of respondents say the **absence of interference or pressure from government and politicians** explains why they think the level of independence of courts and judges in their country is good: Austria (62%), Denmark and the Netherlands (both 59%), Finland (56%) and Sweden (54%). At the other end of the scale 15% in both Croatia and Italy and 17% in Slovakia say the same.

There are six Member States where the majority say the **lack of interference or pressure from economic or other specific interests** explains why they rate the level of independence of courts and judges in their country as good: Austria (62%), Denmark (57%), the Netherlands (56%), Finland (54%), Germany (53%), and Sweden (50%). By contrast, 15% in Slovakia and 16% in both Croatia and Italy say the same.

¹² Subtotals may not sum to their corresponding items due to weighting and rounding.

Q2 Could you tell me to what extent each of the following reasons explains your rating of the independence of the justice system in (OUR COUNTRY):
 (% Total Explains)



Base: all respondents (N=26,578)

Average EU27 (Jan 2020):
 “ No interference or pressure from government and politicians”
 Total “ Explains” : 34%
 “ No interference or pressure from economic or other specific interests”
 Total “ Explains” : 34%
 “ The status and position of judges sufficiently guarantee their independence”
 Total “ Explains” : 43%

2 Negative assessments

Interference or pressure from governments and politicians is the reason most often given for respondents to rate the level of independence of courts and judges in their country as bad

Respondents who rated the level of independence of their national justice system as bad¹³ were asked to what extent their rating could be explained by the following reasons: the lack of guarantees provided by the status and position of judges, interference or pressure from governments or politicians, or interference or pressure from economic or special interests.¹⁴

More than seven in ten (72%) of these respondents say **interference or pressure from government and politicians** explains why they rate the independence of the justice system in their country as bad. In fact, almost half (47%) say this ‘very much’ explains their rating. Almost as many (69%) say **interference or pressure from economic or other specific interests** explains their rating, with 37% saying this ‘very much’ explains it.

More than half (56%) say the fact that **the status and position of judges do not sufficiently guarantee their independence** is the reason for their poor rating of their national justice system, with 24% saying this ‘very much’ explains their rating.

Compared with 2019, respondents are now slightly less likely to say **interference or pressure from government and politicians** explains why they rate the independence of courts and judges in their country as bad (-2 pp). Other results have remained stable since 2019 (1 pp). The longer-term trend since 2016 is stable.

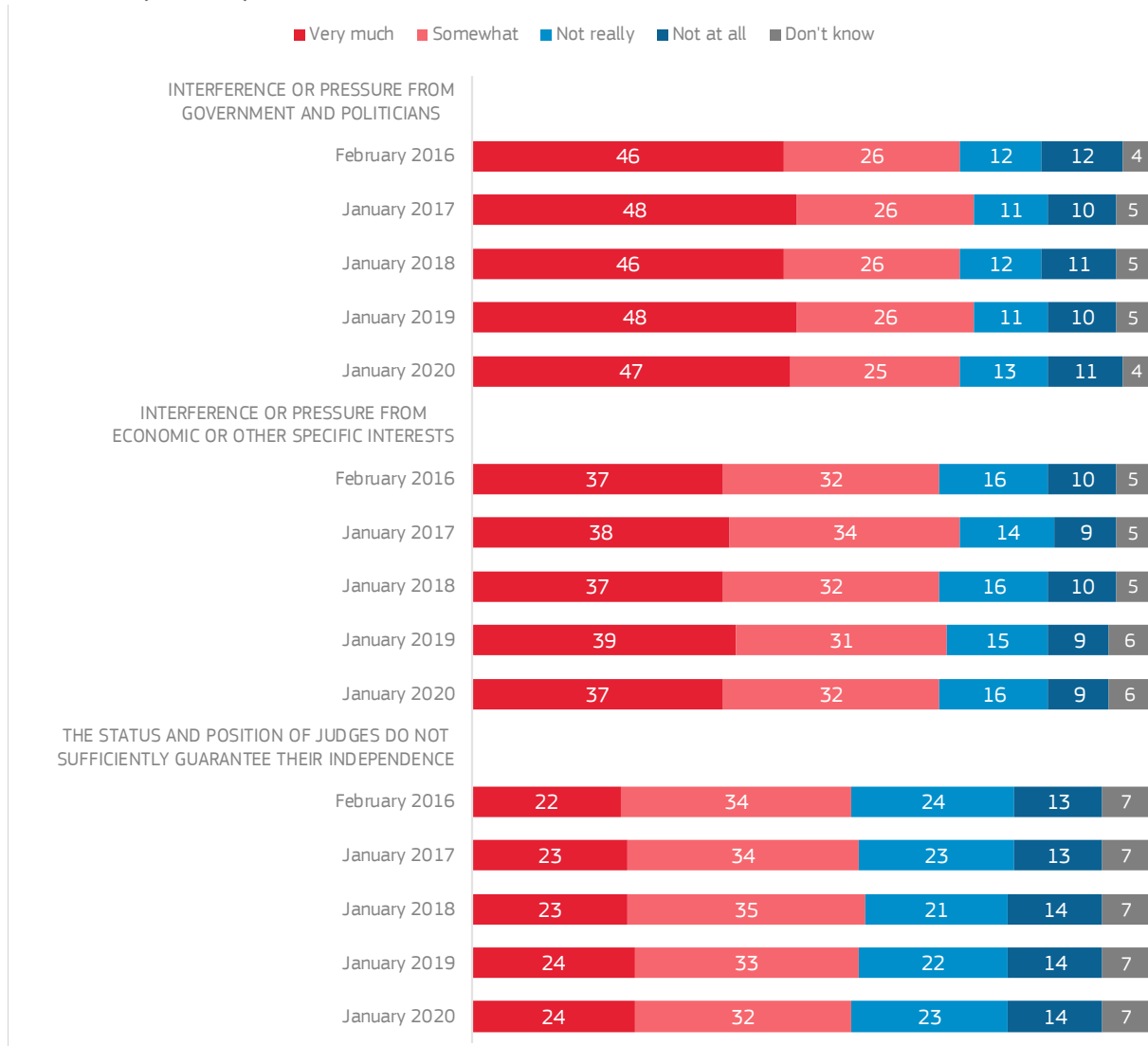
¹³ Answering “fairly bad” or “very bad”

¹⁴ Q2a Could you tell me to what extent each of the following reasons explains your rating of the independence of the justice system in (OUR COUNTRY) 2a.1 Interference or pressure from government and politicians; 2a.2 Interference or pressure from economic or other specific interests; 2a.3 The status and position of judges does not sufficiently guarantee their independence.

Q2a

Could you tell me to what extent each of the following reasons explains your rating of the independence of the justice system in (OUR COUNTRY):

(% Total)



Base: respondents rating the independence of justice in their national justice system as 'bad' (N=8,756)

Average EU27 (Jan 2020):

"Interference or pressure from government and politicians"

Very much: 49% | Somewhat: 24% | Not really: 12% | Not at all: 11% | Don't know: 4%

"Interference or pressure from economic or other specific interests"

Very much: 38% | Somewhat: 32% | Not really: 15% | Not at all: 9% | Don't know: 6%

"The status and position of judges do not sufficiently guarantee their independence"

Very much: 24% | Somewhat: 32% | Not really: 23% | Not at all: 13% | Don't know: 8%

a. Political pressure

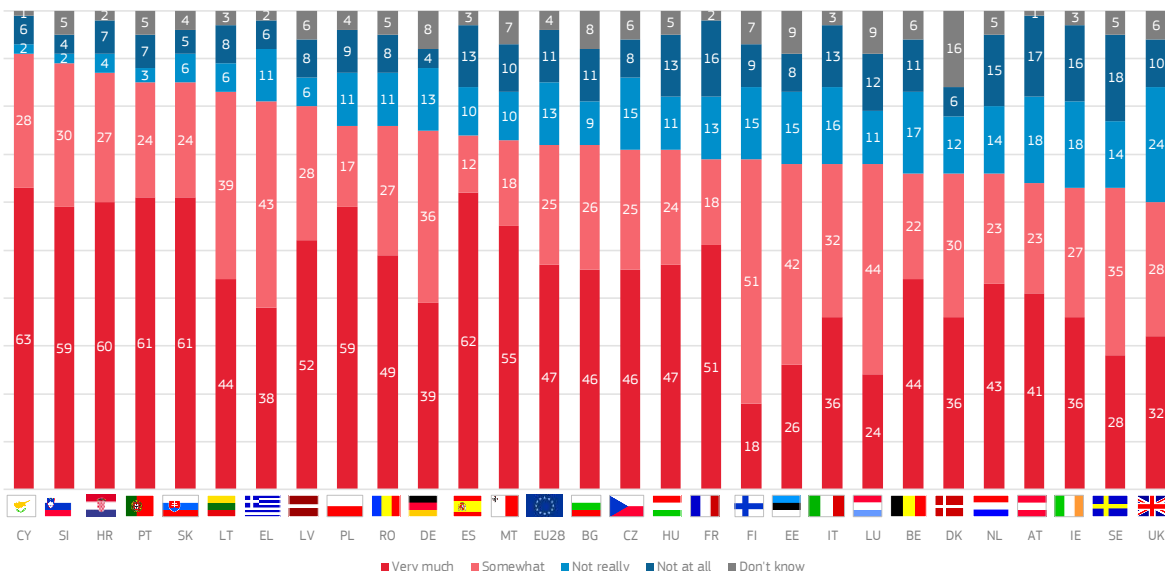
In each country, at least six in ten respondents with a negative perception of the independence of courts and judges in their country indicate interference or pressure from government and politicians as a reason. Those in Cyprus (91%), Slovenia (89%), Croatia (87%), Portugal and Slovakia (both 85%) are the most likely to say this, compared to 60% in the UK, 63% in both Sweden and Ireland, and 64% in Austria.¹⁵

In ten countries, at least half of all respondents say this reason **'very much'** explains their rating, with the highest proportions in Cyprus (63%), Spain (62%), Slovakia, Portugal (both 61%) and Croatia (60%). At the other end of the scale, 18% in Finland, 26% in Estonia and 28% in Sweden say the same. Around half of respondents in Finland (51%), and at least four in ten in Greece (43%) and Estonia (42%) say this reason **'somewhat'** explains their bad rating of the level of independence of courts and judges in their country, compared to 12% in Spain, 17% in Poland and 18% in both Malta and France.

Respondents in the UK (24%), Ireland and Austria (both 18%) are the most likely to say interference or pressure from government and politicians does **'not really'** explain their bad rating of the level of independence of courts and judges, while those in Slovenia, Cyprus (both 2%), Portugal (3%) and Croatia (4%) are the least likely to do so. Finally, respondents in Sweden (18%) and Austria (17%) are the most likely to say this reason does **'not at all'** explain their bad rating of the level of independence of courts and judges in their country, while those in Germany, Slovenia (both 4%) and Slovakia (5%) are the least likely to say this.

Q2a1 Could you tell me to what extent each of the following reasons explains your rating of the independence of the justice system in (OUR COUNTRY):

Interference or pressure from government and politicians
(% Total)



Base: respondents rating the independence of justice in their national justice system as bad (N=8,756)

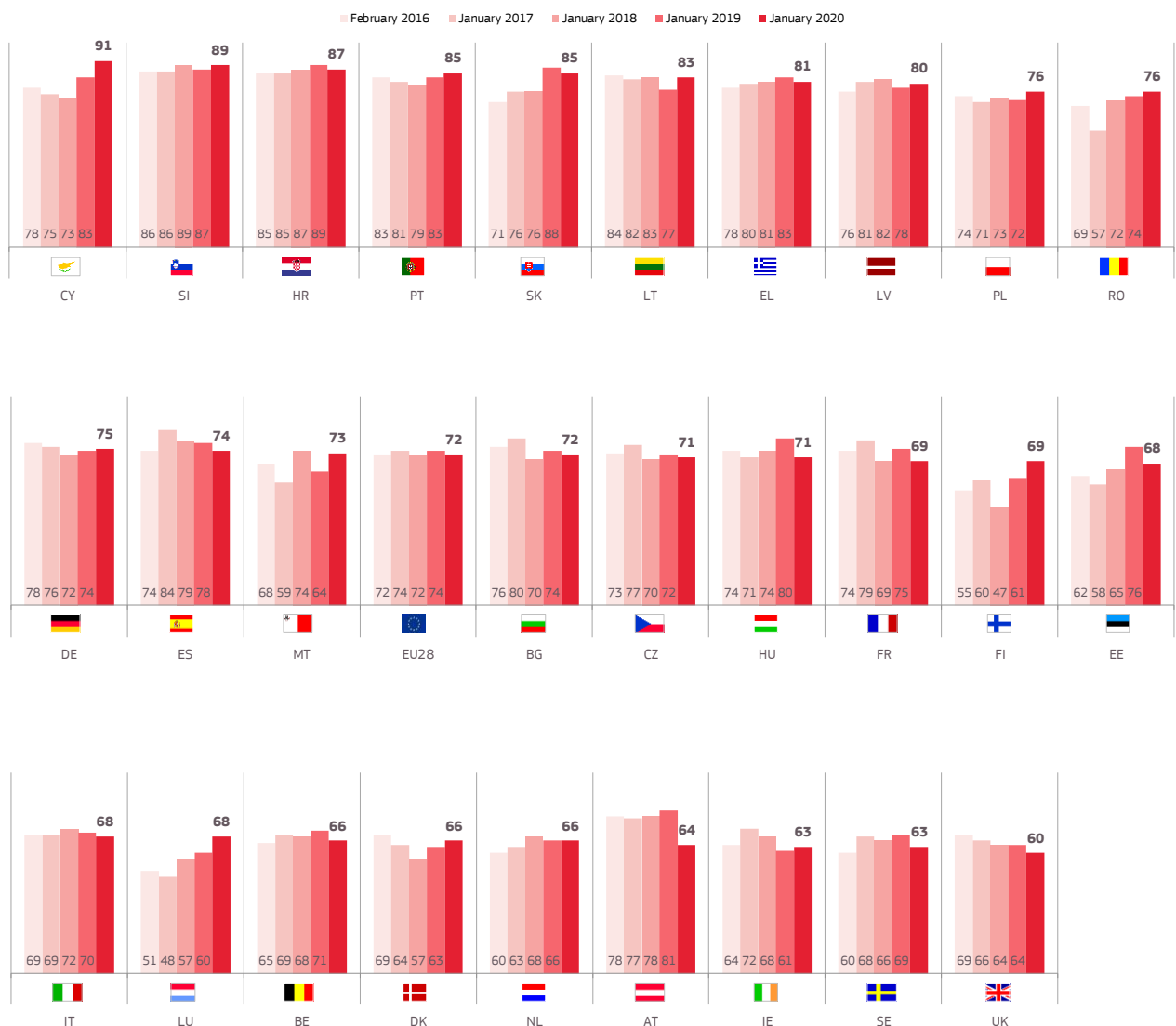
Average EU27:
"Interference or pressure from government and politicians"
 Very much: 49% | Somewhat: 24% | Not really: 12% | Not at all: 11% | Don't know: 4%

¹⁵ Care should be taken when interpreting the results for Denmark (N=78), Finland (N=86), Austria (N=87) and the Netherlands (N=94) in this part of the report due to low sample size. Luxembourg is not included in the country results for this part of the report due to very low sample size (n=43).

In seven countries, respondents are now more likely to say interference or pressure from government and politicians explain their negative perceptions of the level of independence of courts and judges in their country than they were in 2019¹⁶. The largest increases are observed amongst those in Malta (+9 pp), Finland and Cyprus (all +8 pp). By contrast, the largest declines are seen amongst those in Austria (-17 pp), Hungary (-9 pp) and Estonia (-8 pp).

Compared to 2016, respondents in 12 countries are now more likely to say that interference or pressure from government and politicians explains their negative perceptions of the level of independence of courts and judges in their country, with large increases observed in Cyprus in both of the last two surveys. In contrast, in seven countries respondents are now less likely to say this than they were in 2016, while in nine countries results are stable (0-2 pp).

Q2a1 Could you tell me to what extent each of the following reasons explains your rating of the independence of the justice system in (OUR COUNTRY):
Interference or pressure from government and politicians
(% Total)



Base: respondents rating the independence of justice in their national justice system as bad (N=8,756)

Average EU27 (Jan 2020):
 "Interference or pressure from government and politicians"
 Total "Explains": 73%

¹⁶ Results for Luxembourg are not included in the trend discussion due to very low sample size in one or more years. Results for the following countries should be interpreted with caution due to low sample size in one or more years: DK, NL, AT, FI.

b. Economic interests

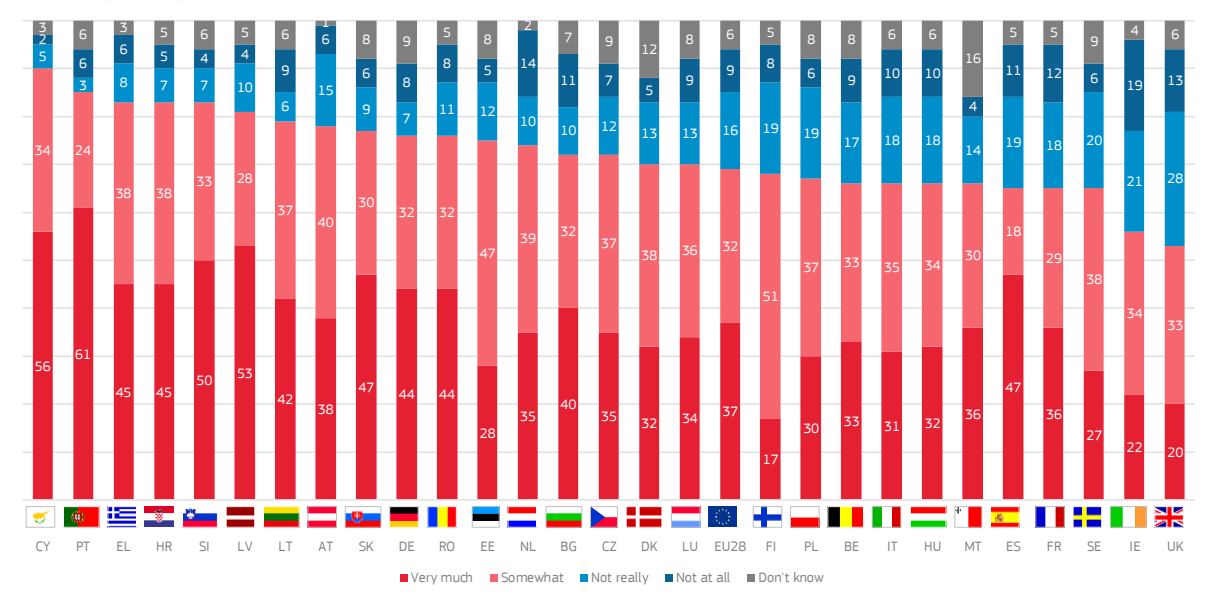
A majority of respondents in each Member State says that interference or pressure from economic or other specific interests explains their bad rating of the level of independence of courts and judges in their country. However, levels of agreement vary considerably, from 90% in Cyprus, 85% in Portugal and 83% in Greece, Slovenia and Croatia, to 53% in the UK and 56% in Ireland.

There are four Member States where at least half say this reason ‘**very much**’ explains their rating: Portugal (61%), Cyprus (56%), Latvia (53%) and Slovenia (50%). At the other end of the scale 17% in Finland, 20% in the UK and 22% in Ireland say the same. Respondents in Finland (51%), Estonia (47%) and Austria (40%) are the most likely to say this reason ‘**somewhat**’ explains their bad rating of the level of independence of courts and judges in their country, compared to 18% in Spain and 24% in Portugal.

At least one in five respondents in the UK (28%), Ireland (21%) and Sweden (20%) say interference or pressure from economic or other specific interests **does ‘not really’** explain why they think the independence of their national justice system is bad, compared to 3% in Portugal, 5% in Cyprus and 6% in Lithuania. Finally, those in Ireland (19%) are the most likely to say this reason **does not explain** their bad rating of the level of independence of courts and judges in their country **at all**, while those in Cyprus (2%), Latvia, Malta and Slovenia (all 4%) are the least likely to do so.

Q2a2 Could you tell me to what extent each of the following reasons explains your rating of the independence of the justice system in (OUR COUNTRY):

Interference or pressure from economic or other specific interests
(% Total)



Base: respondents rating the independence of justice in their national justice system as bad (N=8,756)

Average EU27:
 “Interference or pressure from economic or other specific interests”
 Very much: 38% | Somewhat: 32% | Not really: 15% | Not at all: 9% | Don't know: 6%

Compared with 2019, respondents in Cyprus, Denmark and the Netherlands (all +11 pp) and Sweden (+10 pp) are now more likely to say that the interference or pressure from economic or other specific interests explains their bad rating of the level of independence of courts and judges in their country.

In contrast, respondents in the UK, Spain (both -9 pp) and Bulgaria (-8 pp) are now less likely to say this¹⁷.

Comparing the results of 2017 to the current results shows that in 11 countries respondents are now more likely to say this reason explains their bad rating of the level of independence of courts and judges in their country. This includes Romania and Malta which have mostly seen steady growth over the four-year period. In five countries, respondents are now less likely to say this, while results are stable in 12 countries (0-2 pp).

Q2a2 Could you tell me to what extent each of the following reasons explains your rating of the independence of the justice system in (OUR COUNTRY):
Interference or pressure from economic or other specific interests
(% Total)



Base: respondents rating the independence of justice in their national justice system as bad (N=8,756)

Average EU27 (Jan 2020):
 "Interference or pressure from economic or other specific interests"
 Total "Explains": 70%

¹⁷ Results for Luxembourg are not included in the trend discussion due to very low sample size in one or more years. Results for the following countries should be interpreted with caution due to low sample size in one or more years: DK, NL, AT, FI.

c. Status and position of judges

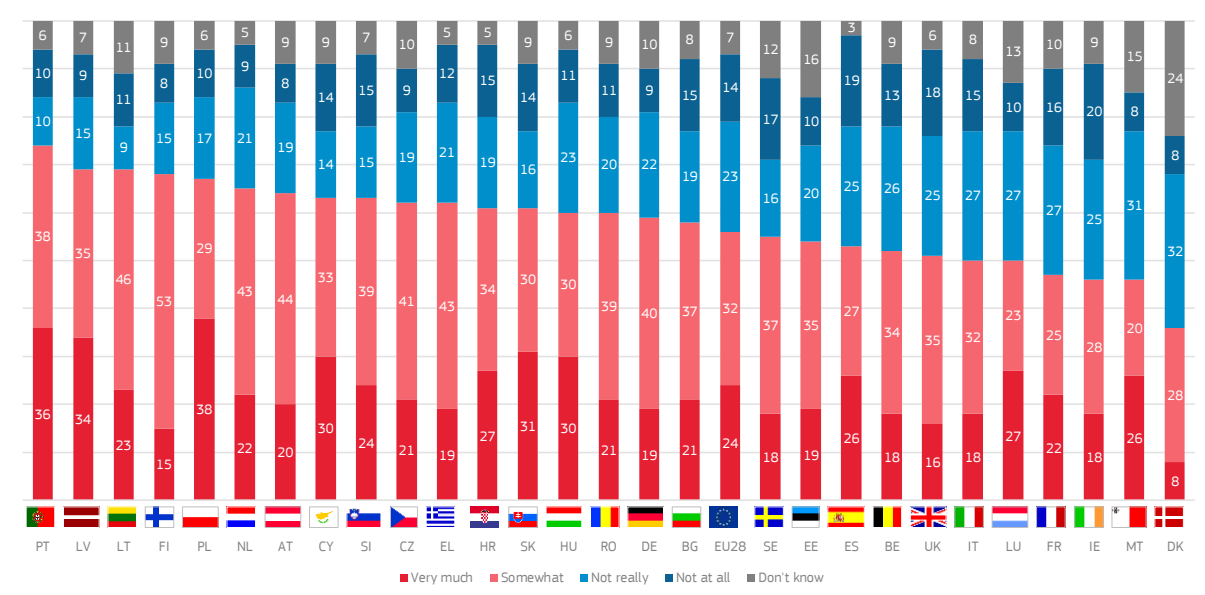
In all except four countries, the majority of respondents who rated the independence of courts and judges as bad says that the status and position of judges not sufficiently guaranteeing their independence is a reason for their poor rating. Respondents in Portugal (74%), Latvia and Lithuania (both 69%), Finland (68%) and Poland (67%) are the most likely to say this, while those in Denmark (36%), Ireland, Malta (both 46%) and France (47%) are the least likely to do so.

Respondents in Poland (38%), Portugal (36%), Latvia (34%) and Slovakia (31%) are the most likely to say this reason **'very much'** explains their bad rating of the level of independence of courts and judges in their country, while those in Denmark (8%), Finland (15%) and the UK (16%) are the least likely to do so. At least half of this group of respondents in Finland (53%), and more than four in ten in Lithuania (46%), Austria (44%), Greece and the Netherlands (both 43%) say this reason **'somewhat'** explains their bad rating, compared to 20% in Malta and 25% in France.

At least three in ten respondents in Denmark (32%) and Malta (31%) say the status and position of judges not sufficiently guaranteeing independence does **'not really'** explain the rating of the level of independence of courts and judges in their country. At the other end of the scale 9% in Lithuania and 14% in Cyprus say the same. Finally, respondents in Ireland (20%) and Spain (19%) are the most likely to say this reason does **'not at all'** explain their rating, while those in Finland, Austria, Malta and Denmark (all 8%) are the least likely to do so.

Q2a3 Could you tell me to what extent each of the following reasons explains your rating of the independence of the justice system in (OUR COUNTRY):

The status and position of judges do not sufficiently guarantee their independence
(% Total)



Base: respondents rating the independence of justice in their national justice system as bad (N=8,756)

Average EU27:
 "The status and position of judges do not sufficiently guarantee their independence"
 Very much: 24% | Somewhat: 32% | Not really: 23% | Not at all: 13% | Don't know: 8%

Compared to 2019, respondents in Romania, Portugal and the Netherlands (all +5 pp) are now more likely to say the fact that the status and position of judges does not sufficiently guarantee their independence explains their bad rating¹⁸. There have been some large downward shifts since 2019, most notably in Denmark (-25 pp), Sweden (-13 pp) and Ireland (-10 pp).

Trends since 2016 are also varied. In 12 countries respondents are now more likely to say this reason explains their bad rating of the level of independence of courts and judges in their country, with consistent year-on-year increases in Latvia and Finland. The proportion of respondents in who say this reason explains their bad rating of the level of independence of courts and judges in their country has declined in nine countries, with a consistent decline in France since 2017. The proportion has remained stable in seven countries (0-2 pp).

Q2a3 Could you tell me to what extent each of the following reasons explains your rating of the independence of the justice system in (OUR COUNTRY):
The status and position of judges do not sufficiently guarantee their independence
(% Total)



Base: respondents rating the independence of justice in their national justice system as bad (N=8,756)

Average EU27 (Jan 2020):
 “The status and position of judges do not sufficiently guarantee their independence”
 Total “Explains”: 56%




¹⁸ Results for Luxembourg are not included in the trend discussion due to very low sample size in one or more years.. Results for the following countries should be interpreted with caution due to low sample size in one or more years: DK, NL, AT, FI.

The **socio-demographic analysis** illustrates the following:

- Respondents aged 25-39 are the most likely to say interference or pressure from government and politicians explains their bad rating (78%), and they are also the most likely to say their rating is explained by interference or pressure from economic or other specific interests (73%). Respondents aged 55 or over are the least likely to say the fact that the status and position of judges do not sufficiently guarantee their independence explains their bad rating (54%).
- The longer a respondent remained in education, the more likely they are to say each reason explains their rating. For example, 79% of those who completed their education aged 20 or older say interference or pressure from government and politicians explains their rating, compared to 57% of those who completed their education aged 15 or younger.
- Employees are the most likely to say interference or pressure from government and politicians explains their rating (78%). Employees and the self-employed are more likely than those in other occupation groups to say interference or pressure from economic or other specific interests, or the fact that the status and position of judges do not sufficiently guarantee their independence, explains their bad rating.

There is no clear pattern when examining the answers of respondents who have been involved in a dispute that has gone to court in the last two years, compared with those who have not been to court.

Q2aT Could you tell me to what extent each of the following reasons explains your rating of the independence of the justice system in (OUR COUNTRY):
(% - EU)

	Interference or pressure from government and politicians		Interference or pressure from economic or other specific interests		The status and position of judges do not sufficiently guarantee their independence	
	Total 'Explains'	Total 'Doesn't explain'	Total 'Explains'	Total 'Doesn't explain'	Total 'Explains'	Total 'Doesn't explain'
EU28	72	24	69	25	56	37
 Sex						
Male	73	24	69	27	55	38
Female	71	24	68	25	57	35
 Age						
15-24	72	27	67	31	56	42
25-39	78	20	73	23	58	35
40-54	74	22	71	25	59	36
55 +	68	26	64	27	54	36
 Education (End of)						
15-	57	34	51	35	44	42
16-19	70	26	65	29	55	38
20+	79	18	75	21	62	33
Still studying	71	29	74	24	50	42
Respondent occupation scale						
Self- employed	74	22	73	23	64	30
Employee	78	19	74	23	62	34
Manual workers	65	30	62	34	54	40
Not working	69	26	64	28	51	39
Involved in dispute which went to court						
Yes	68	26	72	20	53	38
No	72	24	67	27	56	37

Base: respondents rating the independence of justice in their national justice system as bad (N=8,756)

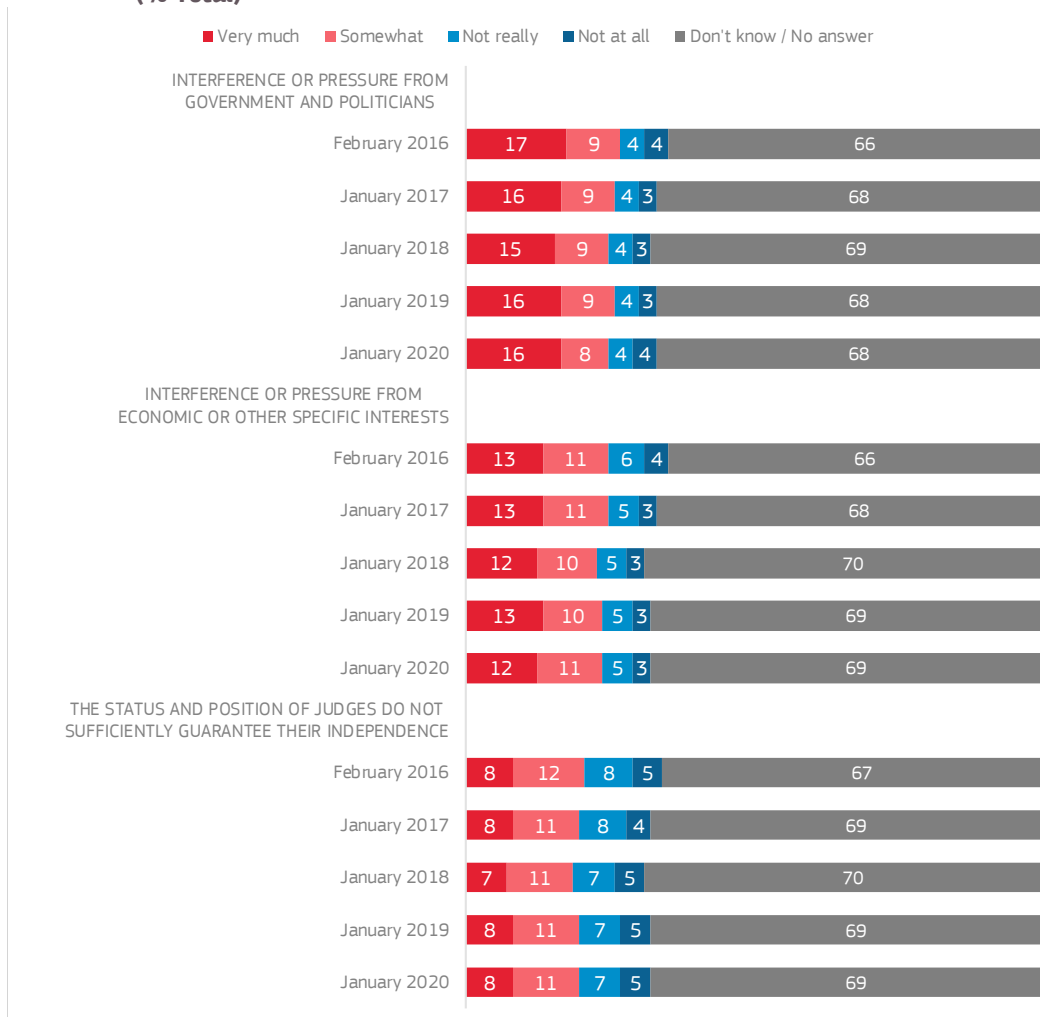
The chart below shows the results of this question using **all** respondents.

Around a quarter (24%) says that the interference or pressure from government and politicians means that they rate the level of independence of courts and judges in their country as bad, while 23% say this about interference or pressure from economic or other specific interests. Around one in five (19%) say the fact that the status and position of judges does not sufficiently guarantee their independence explains why they rate the level of independence of courts and judges in their country as bad.

Results have remained stable compared to 2019 (0-1 pp). In the longer-term, respondents are now less likely than in 2016 to say that the interference or pressure from government and politicians is a reason for their bad rating (-2 pp), while longer-term trends are stable for the other two reasons (1 pp).

Q2a Could you tell me to what extent each of the following reasons explains your rating of the independence of the justice system in (OUR COUNTRY):

(% Total)



Base: all respondents (N=26,578)

Average EU27 (Jan 2020):

“Interference or pressure from government and politicians”

Very much: 17% | Somewhat: 8% | Not really: 4% | Not at all: 4% | Don't know: 67%

“Interference or pressure from economic or other specific interests”

Very much: 13% | Somewhat: 11% | Not really: 5% | Not at all: 3% | Don't know: 68%

“The status and position of judges do not sufficiently guarantee their independence”

Very much: 8% | Somewhat: 11% | Not really: 8% | Not at all: 5% | Don't know: 68%

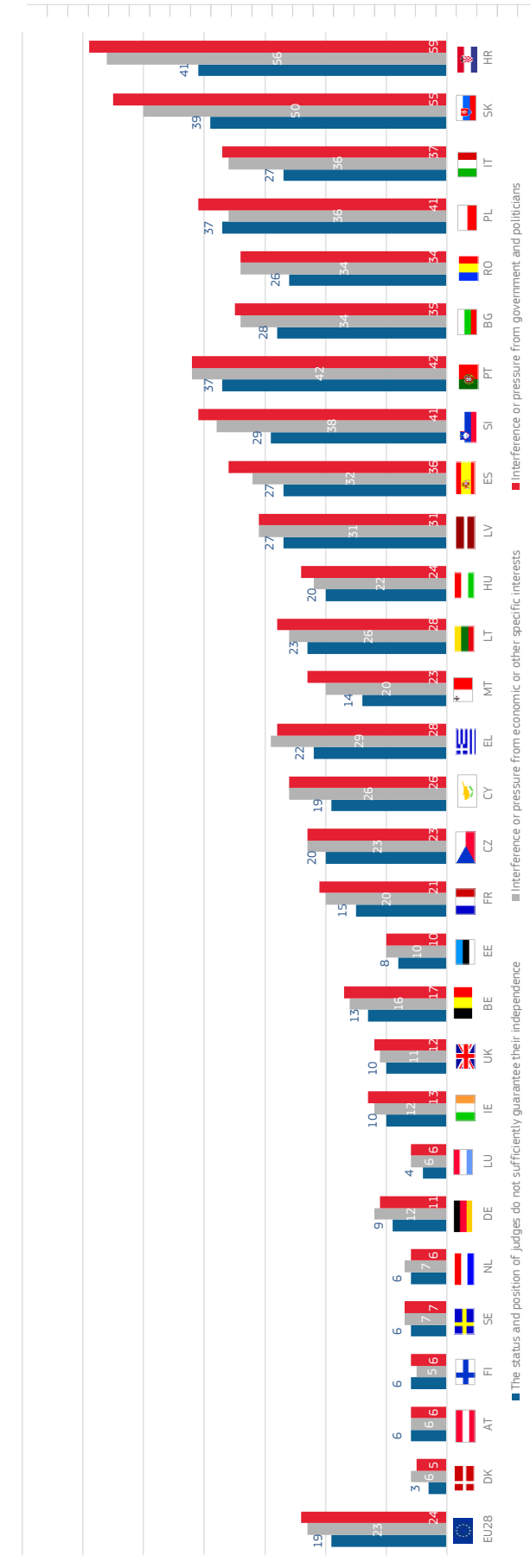
The country results, based on all respondents, show that Croatia (59%) and Slovakia (55%) are the only countries where at least half say that the **interference or pressure from government and politicians** explains why they say that the level of independence of courts and judges in their country is bad.¹⁹ In contrast, 5% in Denmark and 6% in Finland, Luxembourg, Austria and the Netherlands also say this.

Respondents in Croatia (56%) are the most likely to say **interference or pressure from economic or other specific interests** explains why they rate the level of independence of the courts and judges in their country as bad, followed by 50% in Slovakia and 42% in Portugal. This compares to 5% in Finland and 6% in Denmark, Austria and Luxembourg.

More than one third of respondents in Croatia (41%), Slovakia (39%), Portugal and Poland (both 37%) say the fact that the **status and position of judges does not sufficiently guarantee their independence** explains their bad rating of the level of independence of courts and judges in their country. At the other end of the scale, 3% in Denmark and 4% in Luxembourg say the same.

¹⁹ Subtotals may not sum to their corresponding items due to weighting and rounding.

Q2 Could you tell me to what extent each of the following reasons explains the independence of the justice system in (OUR COUNTRY):
(% Total Explains)



Base: all respondents (N=26,578)
Ordered on total "good" as per Q1

Average EU27 (Jan 2020):

- “ Interference or pressure from government and politicians”
Total “ Explains” : 25%
- “ Interference or pressure from economic or other specific interests”
Total “ Explains” : 24%
- “ The status and position of judges do not sufficiently guarantee their independence”
Total “ Explains” : 19%

TECHNICAL SPECIFICATIONS

Between the 6th and 11th of January 2020, Kantar Public Brussels on behalf of TNS Political & Social carried out the FLASH EUROBAROMETER 483 survey on request of the EUROPEAN COMMISSION, Directorate-General for Justice and Consumers. It is a general public survey co-ordinated by the Directorate-General for Communication, "Media monitoring and Eurobarometer" Unit.

The FLASH EUROBAROMETER 483 survey covers the population of the respective nationalities of the European Union Member States, resident in each of the 28 Member States and aged 15 years and over.

All interviews were carried using the Kantar Public e-Call centre (our centralised CATI system). In every country the respondents were called both on fixed lines and mobile phones. The basic sample design applied in all states is multi-stage random (probability). In each household, the respondent was drawn at random following the "last birthday rule".

Kantar Public has developed its own RDD sample generation capabilities based on using contact telephone numbers from responders to random probability or random location face-to-face surveys, such as Eurobarometer, as seed numbers. The approach works because the seed number identifies a working block of telephone numbers and reduces the volume of numbers generated that will be ineffective. The seed numbers are stratified by NUTS2 region and urbanisation to approximate a geographically representative sample. From each seed number the required sample of numbers are generated by randomly replacing the last two digits. The sample is then screened against business databases in order to exclude as many of these numbers as possible before going into field. This approach is consistent across all countries.

	COUNTRIES	INSTITUTES	N° INTERVIEWS	DATES FIELDWORK		POPULATION 15+	PROPORTION EU28
BE	Belgium	Kantar Belgium (Kantar TNS)	1006	06/01/2020	08/01/2020	9.430.478	2.18%
BG	Bulgaria	KANTAR TNS BBSS	1005	07/01/2020	09/01/2020	6.108.289	1.41%
CZ	Czechia	Kantar CZ	1005	07/01/2020	09/01/2020	8.930.036	2.07%
DK	Denmark	Kantar Gallup	1002	07/01/2020	09/01/2020	4.793.807	1.11%
DE	Germany	Kantar Deutschland	1001	07/01/2020	09/01/2020	71.834.280	16.62%
EE	Estonia	Kantar Emor	1000	06/01/2020	07/01/2020	1.102.407	0.26%
IE	Ireland	Kantar UK Limited	1001	07/01/2020	09/01/2020	3.666.259	0.85%
EL	Greece	Taylor Nelson Sofres market research	1001	07/01/2020	11/01/2020	9.190.023	2.13%
ES	Spain	TNS Investigación de Mercados y Opinión	1005	07/01/2020	09/01/2020	39.460.860	9.13%
FR	France	Kantar Public France	1001	07/01/2020	09/01/2020	54.651.908	12.64%
HR	Croatia	HENDAL	1002	07/01/2020	09/01/2020	3.548.976	0.82%
IT	Italy	Kantar Italia	1000	07/01/2020	08/01/2020	52.545.051	12.16%
CY	Rep. Of Cyprus	CYMAR Market Research	500	07/01/2020	08/01/2020	717.310	0.17%
LV	Latvia	Kantar TNS Latvia	1005	06/01/2020	09/01/2020	1.650.098	0.38%
LT	Lithuania	TNS LT	1000	06/01/2020	09/01/2020	2.428.325	0.56%
LU	Luxembourg	TNS Ilres	500	07/01/2020	09/01/2020	493.032	0.11%
HU	Hungary	Kantar Hoffmann	1007	07/01/2020	09/01/2020	8.395.200	1.94%
MT	Malta	MISCO International	509	07/01/2020	09/01/2020	376.304	0.09%
NL	Netherlands	TNS NIPO	1007	07/01/2020	09/01/2020	14.312.179	3.31%
AT	Austria	Kantar Deutschland	1001	07/01/2020	09/01/2020	7.516.038	1.74%
PL	Poland	Kantar Polska	1000	07/01/2020	09/01/2020	32.246.194	7.46%
PT	Portugal	Marktest – Marketing, Organização e Formação	1001	06/01/2020	08/01/2020	8.877.432	2.05%
RO	Romania	Centrul Pentru Studierea Opiniei si Pietei (CSOP)	1004	07/01/2020	09/01/2020	16.608.007	3.84%
SI	Slovenia	Mediana DDO	1003	06/01/2020	08/01/2020	1.756.267	0.41%
SK	Slovakia	Kantar Slovakia	1007	07/01/2020	09/01/2020	4.599.960	1.06%
FI	Finland	Kantar TNS Oy	1002	07/01/2020	09/01/2020	4.608.516	1.07%
SE	Sweden	Kantar Sifo	1002	07/01/2020	09/01/2020	8.227.534	1.90%
UK	United Kingdom	Kantar UK Limited	1001	06/01/2020	08/01/2020	54.203.274	12.54%
	TOTAL EU28		26.578	06/01/2020	11/01/2020	432.278.024	100%*

Readers are reminded that survey results are estimations, the accuracy of which, everything being equal, rests upon the sample size and upon the observed percentage. With samples of about 1,000 interviews, the real percentages vary within the following confidence limits:

Statistical Margins due to the sampling process
(at the 95% level of confidence)

various sample sizes are in rows

various observed results are in columns

	5%	10%	15%	20%	25%	30%	35%	40%	45%	50%	
	95%	90%	85%	80%	75%	70%	65%	60%	55%	50%	
N=50	6,0	8,3	9,9	11,1	12,0	12,7	13,2	13,6	13,8	13,9	N=50
N=500	1,9	2,6	3,1	3,5	3,8	4,0	4,2	4,3	4,4	4,4	N=500
N=1000	1,4	1,9	2,2	2,5	2,7	2,8	3,0	3,0	3,1	3,1	N=1000
N=1500	1,1	1,5	1,8	2,0	2,2	2,3	2,4	2,5	2,5	2,5	N=1500
N=2000	1,0	1,3	1,6	1,8	1,9	2,0	2,1	2,1	2,2	2,2	N=2000
N=3000	0,8	1,1	1,3	1,4	1,5	1,6	1,7	1,8	1,8	1,8	N=3000
N=4000	0,7	0,9	1,1	1,2	1,3	1,4	1,5	1,5	1,5	1,5	N=4000
N=5000	0,6	0,8	1,0	1,1	1,2	1,3	1,3	1,4	1,4	1,4	N=5000
N=6000	0,6	0,8	0,9	1,0	1,1	1,2	1,2	1,2	1,3	1,3	N=6000
N=7000	0,5	0,7	0,8	0,9	1,0	1,1	1,1	1,1	1,2	1,2	N=7000
N=7500	0,5	0,7	0,8	0,9	1,0	1,0	1,1	1,1	1,1	1,1	N=7500
N=8000	0,5	0,7	0,8	0,9	0,9	1,0	1,0	1,1	1,1	1,1	N=8000
N=9000	0,5	0,6	0,7	0,8	0,9	0,9	1,0	1,0	1,0	1,0	N=9000
N=10000	0,4	0,6	0,7	0,8	0,8	0,9	0,9	1,0	1,0	1,0	N=10000
N=11000	0,4	0,6	0,7	0,7	0,8	0,9	0,9	0,9	0,9	0,9	N=11000
N=12000	0,4	0,5	0,6	0,7	0,8	0,8	0,9	0,9	0,9	0,9	N=12000
N=13000	0,4	0,5	0,6	0,7	0,7	0,8	0,8	0,8	0,9	0,9	N=13000
N=14000	0,4	0,5	0,6	0,7	0,7	0,8	0,8	0,8	0,8	0,8	N=14000
N=15000	0,3	0,5	0,6	0,6	0,7	0,7	0,8	0,8	0,8	0,8	N=15000
	5%	10%	15%	20%	25%	30%	35%	40%	45%	50%	
	95%	90%	85%	80%	75%	70%	65%	60%	55%	50%	

QUESTIONNAIRE

ASK ALL

Q1 From what you know, how would you rate the justice system in (OUR COUNTRY) in terms of the independence of courts and judges? Would you say it is very good, fairly good, fairly bad or very bad?

(READ OUT – ONE ANSWER ONLY)

Very good	1
Fairly good	2
Fairly bad	3
Very bad	4
DK	5

FL474 Q1

ASK Q2a IF 'FAIRLY BAD' (CODE 3) OR 'VERY BAD' (CODE 4) IN Q1 – OTHERS GO TO Q2b

Q2a Could you tell me to what extent each of the following reasons explains your rating of the independence of the justice system in (OUR COUNTRY):

(READ OUT – ONE ANSWER PER LINE)

		Very much	Somewhat	Not really	Not at all	DK
1	Interference or pressure from government and politicians	1	2	3	4	6
2	Interference or pressure from economic or other specific interests	1	2	3	4	6
3	The status and position of judges do not sufficiently guarantee their independence	1	2	3	4	6

FL474 Q2a

ASK Q2b IF 'VERY GOOD' (CODE 1) OR 'FAIRLY GOOD' (CODE 2) IN Q1































Q2b Could you tell me to what extent each of the following reasons explains your rating of the independence of the justice system in (OUR COUNTRY):

(READ OUT – ONE ANSWER PER LINE)































		Very much	Somewhat	Not really	Not at all	DK
1	No interference or pressure from government and politicians	1	2	3	4	6
2	No interference or pressure from economic or other specific interests	1	2	3	4	6
3	The status and position of judges sufficiently guarantee their independence	1	2	3	4	6

FL474 Q2b

QD4 In the last two years, have you been involved in any dispute which has gone to court?
(%)































		Yes		No		Don't know
		January 2020	Diff. January 2020 - January 2019	January 2020	Diff. January 2020 - January 2019	January 2020
EU28		6	0	94	0	0
EU27		6	0	94	0	0
BE		5	-2	94	1	1
BG		7	1	93	-1	0
CZ		7	-1	93	1	0
DK		4	0	96	0	0
DE		5	-1	95	1	0
EE		8	0	92	0	0
IE		4	0	96	0	0
EL		5	-2	95	2	0
ES		7	2	93	-2	0
FR		4	0	96	0	0
HR		15	3	85	-3	0
IT		5	-1	95	1	0
CY		6	-1	94	1	0
LV		6	1	94	-1	0
LT		6	0	94	0	0
LU		7	0	93	0	0
HU		6	1	94	-1	0
MT		2	-3	97	2	1
NL		4	-3	95	3	1
AT		4	-3	96	3	0
PL		8	-1	92	1	0
PT		9	1	91	-1	0
RO		8	2	91	-3	1
SI		6	-1	94	1	0
SK		9	1	91	-1	0
FI		3	1	97	-1	0
SE		3	1	97	-1	0
UK		6	0	94	0	0

Q1 From what you know, how would you rate the justice system in (OUR COUNTRY) in terms of the independence of courts and judges? Would you say it is very good, fairly good, fairly bad or very bad? (%)

		Very good		Fairly good		Fairly bad		Very bad		Don't know	Total 'Good'		Total 'Bad'	
		January 2020	Diff. January 2020 - January 2019	January 2020	Diff. January 2020 - January 2019	January 2020	Diff. January 2020 - January 2019	January 2020	Diff. January 2020 - January 2019		January 2020	Diff. January 2020 - January 2019	January 2020	Diff. January 2020 - January 2019
		EU28		12	0	44	0	22	0	11	0	11	56	0
EU27		11	1	43	-1	23	-1	11	0	12	54	0	34	-1
BE		9	0	54	1	19	2	7	-1	11	63	1	26	1
BG		3	0	34	3	31	-4	17	-6	15	37	3	48	-10
CZ		6	1	50	4	25	-2	7	-2	12	56	5	32	-4
DK		41	1	45	-2	6	1	2	1	6	86	-1	8	2
DE		21	-1	55	3	11	-4	4	1	9	76	2	15	-3
EE		9	3	48	-1	12	0	2	-1	29	57	2	14	-1
IE		25	6	49	-6	12	2	9	2	5	74	0	21	4
EL		6	-3	47	-1	24	0	11	1	12	53	-4	35	1
ES		8	3	36	4	34	-3	15	-3	7	44	7	49	-6
FR		5	-1	51	-2	22	-1	9	1	13	56	-3	31	0
HR		7	3	17	3	37	3	31	-11	8	24	6	68	-8
IT		5	2	26	-8	37	8	17	0	15	31	-6	54	8
CY		11	1	44	-5	20	5	9	0	16	55	-4	29	5
LV		2	0	43	0	31	-4	8	1	16	45	0	39	-3
LT		3	1	49	2	26	5	7	1	15	52	3	33	6
LU		13	-6	61	10	7	-1	2	0	17	74	4	9	-1
HU		6	0	42	5	24	3	10	-2	18	48	5	34	1
MT		12	-2	40	-2	20	2	11	4	17	52	-4	31	6
NL		27	7	50	-1	7	-4	3	-1	13	77	6	10	-5
AT		24	6	62	-3	7	-1	2	0	5	86	3	9	-1
PL		5	1	29	-6	31	1	24	4	11	34	-5	55	5
PT		1	-1	39	-1	34	1	15	2	11	40	-2	49	3
RO		4	0	33	-3	28	1	17	0	18	37	-3	45	1
SI		3	1	39	2	31	3	15	-4	12	42	3	46	-1
SK		2	-1	24	-1	38	2	26	2	10	26	-2	64	4
FI		23	2	61	-1	7	-2	1	0	8	84	1	8	-2
SE		29	0	52	2	8	-2	4	1	7	81	2	12	-1
UK		17	-4	54	5	12	2	9	0	8	71	1	21	2































Q2a.1 Could you tell me to what extent each of the following reasons explains your rating of the independence of the justice system in (OUR COUNTRY):

Interference or pressure from government and politicians (%) (IF 'CODE 3 OR 4 IN Q1)

		Very much		Somewhat		Not really		Not at all		Don't know	Total 'Explains'	Total 'Doesn't explain'		
		January 2020	Diff. January 2020 - January 2019	January 2020	Diff. January 2020 - January 2019	January 2020	Diff. January 2020 - January 2019	January 2020	Diff. January 2020 - January 2019					
		January 2020	Diff. January 2020 - January 2019	January 2020	Diff. January 2020 - January 2019	January 2020	Diff. January 2020 - January 2019	January 2020	Diff. January 2020 - January 2019					
EU28		47	-1	25	-1	13	2	11	1	4	72	-2	24	3
EU27		49	1	24	-3	12	1	11	1	4	73	-2	23	2
BE		44	5	22	-10	17	6	11	-3	6	66	-5	28	3
BG		46	3	26	-5	9	0	11	2	8	72	-2	20	2
CZ		46	1	25	-2	15	4	8	-2	6	71	-1	23	2
DK		36	4	30	-1	12	1	6	-11	16	66	3	18	-10
DE		39	-7	36	8	13	1	4	-6	8	75	1	17	-5
EE		26	-11	42	3	15	1	8	4	9	68	-8	23	5
IE		36	4	27	-2	18	-3	16	2	3	63	2	34	-1
EL		38	-5	43	3	11	2	6	0	2	81	-2	17	2
ES		62	-2	12	-2	10	2	13	2	3	74	-4	23	4
FR		51	1	18	-7	13	2	16	5	2	69	-6	29	7
HR		60	-4	27	2	4	0	7	2	2	87	-2	11	2
IT		36	3	32	-5	16	0	13	3	3	68	-2	29	3
CY		63	4	28	4	2	-1	6	-2	1	91	8	8	-3
LV		52	9	28	-7	6	-3	8	0	6	80	2	14	-3
LT		44	4	39	2	6	-2	8	0	3	83	6	14	-2
LU		24	-6	44	14	11	-6	12	0	9	68	8	23	-6
HU		47	-12	24	3	11	2	13	8	5	71	-9	24	10
MT		55	13	18	-4	10	-3	10	-5	7	73	9	20	-8
NL		43	11	23	-11	14	1	15	-1	5	66	0	29	0
AT		41	-13	23	-4	18	11	17	10	1	64	-17	35	21
PL		59	12	17	-8	11	-1	9	-1	4	76	4	20	-2
PT		61	3	24	-1	3	0	7	-1	5	85	2	10	-1
RO		49	-2	27	4	11	3	8	-5	5	76	2	19	-2
SI		59	-2	30	4	2	-2	4	-1	5	89	2	6	-3
SK		61	-8	24	5	6	2	5	2	4	85	-3	11	4
FI		18	-3	51	11	15	-7	9	-5	7	69	8	24	-12
SE		28	3	35	-9	14	5	18	3	5	63	-6	32	8
UK		32	-8	28	4	24	10	10	-5	6	60	-4	34	5































Q2a.2 Could you tell me to what extent each of the following reasons explains your rating of the independence of the justice system in (OUR COUNTRY):

Interference or pressure from economic or other specific interests (%) (IF 'CODE 3 OR 4 IN Q1)

		Very much		Somewhat		Not really		Not at all		Don't know	Total 'Explains'		Total 'Doesn't explain'	
		January 2020	Diff. January 2020 - January 2019	January 2020	Diff. January 2020 - January 2019	January 2020	Diff. January 2020 - January 2019	January 2020	Diff. January 2020 - January 2019		January 2020	Diff. January 2020 - January 2019	January 2020	Diff. January 2020 - January 2019
EU28		37	-2	32	1	16	1	9	0	6	69	-1	25	1
EU27		38	-3	32	1	15	0	9	1	6	70	-2	24	1
BE		33	1	33	-2	17	0	9	-1	8	66	-1	26	-1
BG		40	-5	32	-3	10	3	11	4	7	72	-8	21	7
CZ		35	-3	37	2	12	-2	7	1	9	72	-1	19	-1
DK		32	5	38	6	13	-3	5	-10	12	70	11	18	-13
DE		44	-12	32	9	7	-2	8	2	9	76	-3	15	0
EE		28	3	47	6	12	-1	5	-4	8	75	9	17	-5
IE		22	-10	34	3	21	2	19	3	4	56	-7	40	5
EL		45	0	38	-2	8	2	6	1	3	83	-2	14	3
ES		47	-3	18	-6	19	7	11	1	5	65	-9	30	8
FR		36	3	29	2	18	-2	12	-2	5	65	5	30	-4
HR		45	-1	38	2	7	-3	5	0	5	83	1	12	-3
IT		31	-3	35	-1	18	1	10	3	6	66	-4	28	4
CY		56	3	34	8	5	-6	2	-3	3	90	11	7	-9
LV		53	4	28	-7	10	3	4	-1	5	81	-3	14	2
LT		42	-1	37	0	6	0	9	2	6	79	-1	15	2
LU		34	4	36	-6	13	-3	9	-1	8	70	-2	22	-4
HU		32	-6	34	4	18	6	10	-2	6	66	-2	28	4
MT		36	0	30	5	14	4	4	-13	16	66	5	18	-9
NL		35	20	39	-9	10	-9	14	1	2	74	11	24	-8
AT		38	-15	40	16	15	5	6	-1	1	78	1	21	4
PL		30	0	37	2	19	-3	6	-1	8	67	2	25	-4
PT		61	3	24	-2	3	-1	6	-1	6	85	1	9	-2
RO		44	2	32	3	11	-1	8	-2	5	76	5	19	-3
SI		50	5	33	-2	7	2	4	-3	6	83	3	11	-1
SK		47	-1	30	-1	9	1	6	-1	8	77	-2	15	0
FI		17	-1	51	2	19	3	8	-4	5	68	1	27	-1
SE		27	14	38	-4	20	1	6	-8	9	65	10	26	-7
UK		20	-5	33	-4	28	10	13	0	6	53	-9	41	10































Q2a.3 Could you tell me to what extent each of the following reasons explains your rating of the independence of the justice system in (OUR COUNTRY):

The status and position of judges do not sufficiently guarantee their independence (%) (IF 'CODE 3 OR 4 IN Q1)

		Very much		Somewhat		Not really		Not at all		Don't know	Total 'Explains'		Total 'Doesn't explain'	
		January 2020	Diff. January 2020 - January 2019	January 2020	Diff. January 2020 - January 2019	January 2020	Diff. January 2020 - January 2019	January 2020	Diff. January 2020 - January 2019		January 2020	Diff. January 2020 - January 2019	January 2020	Diff. January 2020 - January 2019
		EU28		24	0	32	-1	23	1	14	0	7	56	-1
EU27		24	0	32	-2	23	2	13	-1	8	56	-2	36	1
BE		18	-4	34	-5	26	5	13	3	9	52	-9	39	8
BG		21	-2	37	3	19	1	15	-1	8	58	1	34	0
CZ		21	0	41	3	19	4	9	-5	10	62	3	28	-1
DK		8	-6	28	-19	32	20	8	-11	24	36	-25	40	9
DE		19	-12	40	6	22	2	9	3	10	59	-6	31	5
EE		19	3	35	-3	20	3	10	-5	16	54	0	30	-2
IE		18	-1	28	-9	25	1	20	3	9	46	-10	45	4
EL		19	-4	43	6	21	3	12	-4	5	62	2	33	-1
ES		26	1	27	0	25	2	19	-2	3	53	1	44	0
FR		22	0	25	-6	27	2	16	2	10	47	-6	43	4
HR		27	-2	34	-2	19	3	15	4	5	61	-4	34	7
IT		18	0	32	-3	27	0	15	2	8	50	-3	42	2
CY		30	1	33	1	14	-2	14	0	9	63	2	28	-2
LV		34	5	35	-4	15	0	9	1	7	69	1	24	1
LT		23	0	46	4	9	-5	11	2	11	69	4	20	-3
LU		27	9	23	-26	27	9	10	-2	13	50	-17	37	7
HU		30	3	30	1	23	1	11	-5	6	60	4	34	-4
MT		26	3	20	-5	31	6	8	-4	15	46	-2	39	2
NL		22	5	43	0	21	-1	9	-5	5	65	5	30	-6
AT		20	-8	44	6	19	2	8	-2	9	64	-2	27	0
PL		38	7	29	-4	17	-1	10	-1	6	67	3	27	-2
PT		36	2	38	3	10	2	10	-4	6	74	5	20	-2
RO		21	3	39	2	20	1	11	-4	9	60	5	31	-3
SI		24	2	39	-2	15	2	15	-2	7	63	0	30	0
SK		31	0	30	-3	16	-2	14	2	9	61	-3	30	0
FI		15	-1	53	2	15	-2	8	-3	9	68	1	23	-5
SE		18	0	37	-13	16	6	17	9	12	55	-13	33	15
UK		16	-7	35	3	25	4	18	3	6	51	-4	43	7































Q2a1(2) Could you tell me to what extent each of the following reasons explains your rating of the independence of the justice system in (OUR COUNTRY):

Interference or pressure from government and politicians (%)

		Very much		Somewhat		Not really		Not at all		Don't know	Total 'Explains'		Total 'Doesn't explain'	
		January 2020	Diff. January 2020 - January 2019	January 2020	Diff. January 2020 - January 2019	January 2020	Diff. January 2020 - January 2019	January 2020	Diff. January 2020 - January 2019		January 2020	Diff. January 2020 - January 2019	January 2020	Diff. January 2020 - January 2019
		EU28		16	0	8	-1	4	0	4	1	68	24	-1
EU27		17	0	8	-1	4	0	4	1	67	25	-1	8	1
BE		11	1	6	-2	4	1	3	0	76	17	-1	7	1
BG		22	-3	13	-5	4	-1	5	0	56	35	-8	9	-1
CZ		15	-1	8	-2	5	1	3	-1	69	23	-3	8	0
DK		3	1	2	0	1	1	1	0	93	5	1	2	1
DE		6	-2	5	0	2	0	1	-1	86	11	-2	3	-1
EE		4	-2	6	0	2	0	1	0	87	10	-2	3	0
IE		7	1	6	1	4	0	3	1	80	13	2	7	1
EL		13	-1	15	1	4	1	2	0	66	28	0	6	1
ES		30	-5	6	-2	5	0	6	0	53	36	-7	11	0
FR		16	1	5	-3	4	1	5	1	70	21	-2	9	2
HR		41	-8	18	-1	3	0	4	1	34	59	-9	7	1
IT		20	5	17	0	8	1	7	2	48	37	5	15	3
CY		18	4	8	2	1	0	2	0	71	26	6	3	0
LV		20	2	11	-3	2	-2	3	-1	64	31	-1	5	-3
LT		15	4	13	3	2	0	2	0	68	28	7	4	0
LU		2	-1	4	1	1	-1	1	0	92	6	0	2	-1
HU		16	-3	8	1	4	1	4	2	68	24	-2	8	3
MT		17	7	6	0	3	0	3	-1	71	23	7	6	-1
NL		4	0	2	-3	1	-1	2	0	91	6	-3	3	-1
AT		4	-1	2	-1	2	1	1	0	91	6	-2	3	1
PL		32	8	9	-4	6	0	5	0	48	41	4	11	0
PT		30	4	12	0	2	1	3	-1	53	42	4	5	0
RO		22	0	12	2	5	1	3	-3	58	34	2	8	-2
SI		27	-2	14	2	1	-1	2	-1	56	41	0	3	-2
SK		39	-2	16	4	4	2	3	1	38	55	2	7	3
FI		2	0	4	0	1	-1	1	0	92	6	0	2	-1
SE		3	0	4	-2	2	1	2	0	89	7	-2	4	1
UK		6	-2	6	1	5	3	2	-1	81	12	-1	7	2































Q2a2(2) Could you tell me to what extent each of the following reasons explains your rating of the independence of the justice system in (OUR COUNTRY):

Interference or pressure from economic or other specific interests (%)

		Very much		Somewhat		Not really		Not at all		Don't know	Total 'Explains'		Total 'Doesn't explain'	
		January 2020	Diff. January 2020 - January 2019	January 2020	Diff. January 2020 - January 2019	January 2020	Diff. January 2020 - January 2019	January 2020	Diff. January 2020 - January 2019		January 2020	Diff. January 2020 - January 2019	January 2020	Diff. January 2020 - January 2019
		EU28		12	-1	11	1	5	0	3	0	69	23	0
EU27		13	-1	11	0	5	0	3	0	68	24	-1	8	0
BE		8	0	8	-1	5	1	2	0	77	16	-1	7	1
BG		19	-7	15	-5	5	1	6	2	55	34	-12	11	3
CZ		11	-3	12	-1	4	-1	2	0	71	23	-4	6	-1
DK		3	2	3	1	1	0	0	-1	93	6	3	1	-1
DE		7	-3	5	1	1	0	1	0	86	12	-2	2	0
EE		4	0	6	0	2	0	1	0	87	10	0	3	0
IE		5	-1	7	2	4	1	4	1	80	12	1	8	2
EL		16	1	13	-1	3	1	2	0	66	29	0	5	1
ES		23	-5	9	-4	10	3	5	-1	53	32	-9	15	2
FR		11	0	9	1	5	-1	4	0	71	20	1	9	-1
HR		31	-4	25	-2	5	-2	4	0	35	56	-6	9	-2
IT		17	1	19	2	9	1	6	3	49	36	3	15	4
CY		16	3	10	4	2	-1	0	-1	72	26	7	2	-2
LV		20	0	11	-4	4	1	2	0	63	31	-4	6	1
LT		14	3	12	2	2	0	3	1	69	26	5	5	1
LU		3	0	3	-1	1	-1	1	0	92	6	-1	2	-1
HU		11	-1	11	1	6	2	3	-1	69	22	0	9	1
MT		11	2	9	3	4	1	2	-2	74	20	5	6	-1
NL		3	1	4	-3	1	-2	1	-1	91	7	-2	2	-3
AT		3	-3	3	1	1	0	1	0	92	6	-2	2	0
PL		16	1	20	2	10	-1	4	0	50	36	3	14	-1
PT		30	3	12	0	1	-1	3	0	54	42	3	4	-1
RO		20	2	14	1	5	-1	4	0	57	34	3	9	-1
SI		23	1	15	-2	3	1	2	-1	57	38	-1	5	0
SK		30	1	20	2	6	1	4	0	40	50	3	10	1
FI		1	-1	4	-1	2	1	1	0	92	5	-2	3	1
SE		3	1	4	-1	2	0	1	-1	90	7	0	3	-1
UK		4	-1	7	0	6	2	2	-1	81	11	-1	8	1































Q2a3(3) Could you tell me to what extent each of the following reasons explains your rating of the independence of the justice system in (OUR COUNTRY):

The status and position of judges do not sufficiently guarantee their independence (%)

		Very much		Somewhat		Not really		Not at all		Don't know	Total 'Explains'		Total 'Doesn't explain'	
		January 2020	Diff. January 2020 - January 2019	January 2020	Diff. January 2020 - January 2019	January 2020	Diff. January 2020 - January 2019	January 2020	Diff. January 2020 - January 2019		January 2020	Diff. January 2020 - January 2019	January 2020	Diff. January 2020 - January 2019
		EU28		8	0	11	0	7	0	5	0	69	19	0
EU27		8	0	11	-1	8	1	5	0	68	19	-1	13	1
BE		5	-1	8	-2	7	2	3	1	77	13	-3	10	3
BG		10	-3	18	-2	9	-1	7	-2	56	28	-5	16	-3
CZ		7	-1	13	-1	6	1	3	-2	71	20	-2	9	-1
DK		1	0	2	-1	2	1	1	0	94	3	-1	3	1
DE		3	-2	6	0	4	0	1	0	86	9	-2	5	0
EE		3	1	5	-1	3	0	1	-1	88	8	0	4	-1
IE		4	1	6	-1	5	1	4	1	81	10	0	9	2
EL		7	-1	15	2	7	1	4	-1	67	22	1	11	0
ES		13	-1	14	-1	12	-1	9	-3	52	27	-2	21	-4
FR		7	0	8	-2	8	0	5	1	72	15	-2	13	1
HR		18	-4	23	-4	13	0	10	2	36	41	-8	23	2
IT		10	2	17	1	15	2	8	2	50	27	3	23	4
CY		9	2	10	2	4	0	4	1	73	19	4	8	1
LV		13	1	14	-2	6	0	3	-1	64	27	-1	9	-1
LT		8	2	15	4	3	-1	4	2	70	23	6	7	1
LU		2	0	2	-3	2	0	1	0	93	4	-3	3	0
HU		10	1	10	0	7	0	4	-1	69	20	1	11	-1
MT		8	2	6	0	10	4	2	-1	74	14	2	12	3
NL		2	-1	4	-2	2	-1	1	-1	91	6	-3	3	-2
AT		2	-1	4	0	1	-1	1	0	92	6	-1	2	-1
PL		21	5	16	-1	9	0	5	0	49	37	4	14	0
PT		18	2	19	3	5	1	4	-2	54	37	5	9	-1
RO		9	1	17	1	9	0	5	-1	60	26	2	14	-1
SI		11	0	18	-1	7	1	7	-1	57	29	-1	14	0
SK		20	2	19	-1	10	-1	9	2	42	39	1	19	1
FI		1	0	5	0	1	-1	1	0	92	6	0	2	-1
SE		2	0	4	-2	2	1	2	1	90	6	-2	4	2
UK		3	-2	7	1	5	1	4	1	81	10	-1	9	2































Q2b.1 Could you tell me to what extent each of the following reasons explains your rating of the independence of the justice system in (OUR COUNTRY):

No interference or pressure from government and politicians (%) (IF 'CODE 1 OR 2 IN Q1)

		Very much		Somewhat		Not really		Not at all		Don't know	Total 'Explains'		Total 'Doesn't explain'	
		January 2020	Diff. January 2020 - January 2019	January 2020	Diff. January 2020 - January 2019	January 2020	Diff. January 2020 - January 2019	January 2020	Diff. January 2020 - January 2019		January 2020	Diff. January 2020 - January 2019	January 2020	Diff. January 2020 - January 2019
		EU28		22	1	41	-1	20	0	12	0	5	63	0
EU27		22	1	41	-1	20	0	12	0	5	63	0	32	0
BE		15	-1	42	-2	27	3	13	2	3	57	-3	40	5
BG		12	-2	43	2	18	-5	16	3	11	55	0	34	-2
CZ		18	2	45	-2	18	2	14	-1	5	63	0	32	1
DK		28	0	41	-8	15	4	8	2	8	69	-8	23	6
DE		27	0	40	-3	15	1	14	2	4	67	-3	29	3
EE		25	3	38	2	18	-2	11	1	8	63	5	29	-1
IE		22	-4	37	-1	20	-1	17	5	4	59	-5	37	4
EL		10	-3	41	3	30	2	15	1	4	51	0	45	3
ES		20	-2	43	3	20	1	14	1	3	63	1	34	2
FR		18	1	41	3	26	-1	9	-5	6	59	4	35	-6
HR		20	5	42	-3	15	2	13	-8	10	62	2	28	-6
IT		15	3	33	-13	38	7	11	3	3	48	-10	49	10
CY		17	-3	50	6	12	-1	15	2	6	67	3	27	1
LV		22	1	39	-4	19	-1	14	4	6	61	-3	33	3
LT		18	2	43	4	13	-6	18	2	8	61	6	31	-4
LU		18	4	36	3	21	-5	13	-7	12	54	7	34	-12
HU		17	-1	39	1	22	1	18	2	4	56	0	40	3
MT		18	-2	35	-2	17	5	21	-1	9	53	-4	38	4
NL		28	1	47	0	14	2	9	-1	2	75	1	23	1
AT		21	0	51	7	14	-6	11	-1	3	72	7	25	-7
PL		32	6	29	-9	20	0	8	-1	11	61	-3	28	-1
PT		21	-4	54	10	7	-5	15	0	3	75	6	22	-5
RO		25	3	40	2	15	0	11	-5	9	65	5	26	-5
SI		17	3	53	8	13	-5	11	-5	6	70	11	24	-10
SK		23	-2	42	5	14	-4	15	-1	6	65	3	29	-5
FI		23	4	44	0	18	-3	11	0	4	67	4	29	-3
SE		36	13	31	-4	16	-1	13	-7	4	67	9	29	-8
UK		22	1	42	0	22	1	9	-2	5	64	1	31	-1































Q2b.2 Could you tell me to what extent each of the following reasons explains your rating of the independence of the justice system in (OUR COUNTRY):

No interference or pressure from economic or other specific interests (%) (IF 'CODE 1 OR 2 IN Q1)

		Very much		Somewhat		Not really		Not at all		Don't know	Total 'Explains'		Total 'Doesn't explain'	
		January 2020	Diff. January 2020 - January 2019	January 2020	Diff. January 2020 - January 2019	January 2020	Diff. January 2020 - January 2019	January 2020	Diff. January 2020 - January 2019		January 2020	Diff. January 2020 - January 2019	January 2020	Diff. January 2020 - January 2019
		EU28		21	0	41	-1	21	1	11	-1	6	62	-1
EU27		21	0	42	-1	21	2	11	-1	5	63	-1	32	1
BE		14	-3	42	-3	30	10	11	-1	3	56	-6	41	9
BG		16	-1	41	-2	18	0	15	3	10	57	-3	33	3
CZ		12	3	47	-3	19	1	14	0	8	59	0	33	1
DK		35	-4	31	-2	13	4	11	1	10	66	-6	24	5
DE		26	0	44	-1	16	2	10	0	4	70	-1	26	2
EE		20	1	35	-1	20	-1	14	4	11	55	0	34	3
IE		27	1	33	-2	20	-2	16	1	4	60	-1	36	-1
EL		10	-2	43	3	31	3	9	-3	7	53	1	40	0
ES		17	-2	38	2	24	2	17	0	4	55	0	41	2
FR		17	-2	44	4	22	-3	10	-2	7	61	2	32	-5
HR		16	1	50	1	16	4	10	-7	8	66	2	26	-3
IT		14	2	37	-10	35	6	10	2	4	51	-8	45	8
CY		19	-6	43	6	13	2	16	0	9	62	0	29	2
LV		18	0	48	-1	18	1	12	3	4	66	-1	30	4
LT		14	2	45	1	17	-4	17	3	7	59	3	34	-1
LU		17	6	35	-3	22	-1	12	-8	14	52	3	34	-9
HU		15	2	44	5	22	-3	12	-4	7	59	7	34	-7
MT		18	-3	32	0	16	2	21	3	13	50	-3	37	5
NL		29	2	43	-2	15	2	9	-1	4	72	0	24	1
AT		23	2	49	4	16	-3	10	-3	2	72	6	26	-6
PL		21	2	36	-6	23	0	10	0	10	57	-4	33	0
PT		23	-3	46	2	11	-3	16	4	4	69	-1	27	1
RO		13	-4	48	-1	16	3	14	0	9	61	-5	30	3
SI		15	1	58	10	12	-6	9	-1	6	73	11	21	-7
SK		15	4	45	-3	14	-5	14	-1	12	60	1	28	-6
FI		23	1	42	2	20	2	10	-4	5	65	3	30	-2
SE		33	9	29	-1	15	-1	17	-7	6	62	8	32	-8
UK		20	-6	40	3	23	2	11	0	6	60	-3	34	2































Q2b.3 Could you tell me to what extent each of the following reasons explains your rating of the independence of the justice system in (OUR COUNTRY):

The status and position of judges sufficiently guarantee their independence (%) (IF 'CODE 1 OR 2 IN Q1')

		Very much		Somewhat		Not really		Not at all		Don't know	Total 'Explains'		Total 'Doesn't explain'	
		January 2020	Diff. January 2020 - January 2019	January 2020	Diff. January 2020 - January 2019	January 2020	Diff. January 2020 - January 2019	January 2020	Diff. January 2020 - January 2019		January 2020	Diff. January 2020 - January 2019	January 2020	Diff. January 2020 - January 2019
EU28		35	0	42	-1	13	1	4	0	6	77	-1	17	1
EU27		36	0	42	-1	12	1	4	0	6	78	-1	16	1
BE		23	-6	54	6	14	1	6	2	3	77	0	20	3
BG		15	1	45	-3	22	6	10	-1	8	60	-2	32	5
CZ		32	0	39	-7	15	8	5	-2	9	71	-7	20	6
DK		44	6	40	-5	5	0	2	-1	9	84	1	7	-1
DE		54	-4	33	4	5	-1	3	1	5	87	0	8	0
EE		42	4	36	1	9	-1	3	-1	10	78	5	12	-2
IE		38	-2	39	-4	14	5	4	0	5	77	-6	18	5
EL		14	-3	58	8	20	-3	4	0	4	72	5	24	-3
ES		29	-6	39	5	19	1	9	1	4	68	-1	28	2
FR		29	1	46	-5	15	4	3	-2	7	75	-4	18	2
HR		14	-1	55	7	16	-2	8	-7	7	69	6	24	-9
IT		22	6	60	-3	14	0	1	-1	3	82	3	15	-1
CY		22	-4	52	4	13	3	4	-2	9	74	0	17	1
LV		32	0	41	1	16	0	7	1	4	73	1	23	1
LT		17	-2	49	2	12	-2	15	4	7	66	0	27	2
LU		48	19	29	-22	8	-2	1	-2	14	77	-3	9	-4
HU		25	0	47	1	15	0	5	-1	8	72	1	20	-1
MT		42	2	29	0	11	-4	5	1	13	71	2	16	-3
NL		40	1	44	-4	11	2	3	1	2	84	-3	14	3
AT		56	7	29	-6	8	-1	3	0	4	85	1	11	-1
PL		32	10	38	-13	18	2	4	-1	8	70	-3	22	1
PT		21	4	43	0	11	-2	20	-1	5	64	4	31	-3
RO		19	-2	51	3	15	0	4	-3	11	70	1	19	-3
SI		25	2	50	-3	9	2	6	0	10	75	-1	15	2
SK		24	6	46	-8	16	2	7	0	7	70	-2	23	2
FI		36	4	47	-2	9	-1	3	-2	5	83	2	12	-3
SE		38	1	42	-1	8	0	4	0	8	80	0	12	0
UK		28	-2	43	-1	17	2	5	1	7	71	-3	22	3































Q2b1(2) Could you tell me to what extent each of the following reasons explains your rating of the independence of the justice system in (OUR COUNTRY):

No interference or pressure from government and politicians (%)

		Very much		Somewhat		Not really		Not at all		Don't know		Total 'Explains'		Total 'Doesn't explain'	
		January 2020	Diff. January 2020 - January 2019	January 2020	Diff. January 2020 - January 2019	January 2020	Diff. January 2020 - January 2019	January 2020	Diff. January 2020 - January 2019	January 2020	Diff. January 2020 - January 2019	January 2020	Diff. January 2020 - January 2019	January 2020	Diff. January 2020 - January 2019
EU28		13	1	23	0	11	0	6	-1	47	36	1	17	-1	
EU27		12	1	22	0	11	0	6	-1	49	34	1	17	-1	
BE		9	-1	27	-1	17	2	8	1	39	36	-2	25	3	
BG		5	0	16	2	6	-2	6	2	67	21	2	12	0	
CZ		10	2	25	1	10	2	8	0	47	35	3	18	2	
DK		24	-1	35	-7	13	3	7	2	21	59	-8	20	5	
DE		20	0	30	-2	12	1	11	2	27	50	-2	23	3	
EE		14	2	22	3	11	0	6	0	47	36	5	17	0	
IE		16	-3	28	0	15	0	13	4	28	44	-3	28	4	
EL		5	-2	22	0	16	0	8	0	49	27	-2	24	0	
ES		9	1	19	5	9	2	6	1	57	28	6	15	3	
FR		10	0	23	1	15	-1	5	-4	47	33	1	20	-5	
HR		5	2	10	2	4	1	3	-1	78	15	4	7	0	
IT		5	1	10	-7	12	0	3	0	70	15	-6	15	0	
CY		10	-2	28	2	6	-2	8	0	48	38	0	14	-2	
LV		10	0	18	-2	8	-1	6	2	58	28	-2	14	1	
LT		9	1	23	3	7	-2	9	1	52	32	4	16	-1	
LU		13	3	27	4	16	-2	9	-5	35	40	7	25	-7	
HU		8	0	19	3	10	1	9	2	54	27	3	19	3	
MT		9	-3	18	-3	9	3	11	-1	53	27	-6	20	2	
NL		22	3	37	4	10	1	7	0	24	59	7	17	1	
AT		18	1	44	8	13	-4	9	-1	16	62	9	22	-5	
PL		11	1	10	-5	7	0	3	0	69	21	-4	10	0	
PT		8	-2	22	3	3	-2	6	-1	61	30	1	9	-3	
RO		9	0	15	0	6	0	4	-2	66	24	0	10	-2	
SI		7	2	22	5	6	-1	5	-1	60	29	7	11	-2	
SK		6	-1	11	1	3	-2	4	0	76	17	0	7	-2	
FI		20	4	36	-1	15	-3	9	1	20	56	3	24	-2	
SE		29	11	25	-3	13	0	11	-5	22	54	8	24	-5	
UK		16	2	30	0	16	2	6	-2	32	46	2	22	0	































Q2b2(2) Could you tell me to what extent each of the following reasons explains your rating of the independence of the justice system in (OUR COUNTRY):

No interference or pressure from economic or other specific interests (%)

		Very much		Somewhat		Not really		Not at all		Don't know	Total 'Explains'		Total 'Doesn't explain'	
		January 2020	Diff. January 2020 - January 2019	January 2020	Diff. January 2020 - January 2019	January 2020	Diff. January 2020 - January 2019	January 2020	Diff. January 2020 - January 2019		January 2020	Diff. January 2020 - January 2019	January 2020	Diff. January 2020 - January 2019
EU28		12	0	23	0	12	1	6	-1	47	35	0	18	0
EU27		11	0	23	0	11	0	6	0	49	34	0	17	0
BE		9	-2	27	-1	19	7	7	-1	38	36	-3	26	6
BG		6	0	15	0	7	1	5	1	67	21	0	12	2
CZ		7	2	26	0	10	1	8	1	49	33	2	18	2
DK		30	-5	27	-1	11	3	9	1	23	57	-6	20	4
DE		19	-1	34	1	12	1	8	1	27	53	0	20	2
EE		12	2	20	0	11	-1	8	3	49	32	2	19	2
IE		20	1	25	-1	15	-1	12	1	28	45	0	27	0
EL		5	-2	23	0	16	0	5	-2	51	28	-2	21	-2
ES		7	0	17	4	11	3	7	1	58	24	4	18	4
FR		10	-1	25	1	13	-2	5	-2	47	35	0	18	-4
HR		4	1	12	3	4	2	2	-1	78	16	4	6	1
IT		5	1	11	-6	11	0	3	0	70	16	-5	14	0
CY		11	-4	23	1	7	1	9	-1	50	34	-3	16	0
LV		8	0	21	-2	8	1	6	2	57	29	-2	14	3
LT		7	1	23	1	9	-1	9	2	52	30	2	18	1
LU		13	5	26	0	16	0	9	-5	36	39	5	25	-5
HU		7	2	21	4	10	-1	6	-1	56	28	6	16	-2
MT		9	-3	17	-1	9	1	11	1	54	26	-4	20	2
NL		22	2	34	2	12	3	7	0	25	56	4	19	3
AT		20	2	42	5	13	-3	9	-1	16	62	7	22	-4
PL		7	0	12	-4	8	-1	4	0	69	19	-4	12	-1
PT		9	-2	18	-1	5	-1	6	1	62	27	-3	11	0
RO		5	-2	18	-1	6	1	5	-1	66	23	-3	11	0
SI		6	1	24	5	5	-2	4	0	61	30	6	9	-2
SK		4	1	11	-2	4	-1	4	0	77	15	-1	8	-1
FI		19	1	35	2	16	1	9	-3	21	54	3	25	-2
SE		27	8	23	-1	12	-1	14	-4	24	50	7	26	-5
UK		15	-3	28	3	17	2	8	0	32	43	0	25	2

Q2b3(2) Could you tell me to what extent each of the following reasons explains your rating of the independence of the justice system in (OUR COUNTRY):

The status and position of judges sufficiently guarantee their independence (%)

		Very much		Somewhat		Not really		Not at all		Don't know	Total 'Explains'		Total 'Doesn't explain'	
		January 2020	Diff. January 2020 - January 2019	January 2020	Diff. January 2020 - January 2019	January 2020	Diff. January 2020 - January 2019	January 2020	Diff. January 2020 - January 2019		January 2020	Diff. January 2020 - January 2019	January 2020	Diff. January 2020 - January 2019
		EU28		20	0	24	0	7	0	2	0	47	44	0
EU27		20	0	23	0	6	0	2	0	49	43	0	8	0
BE		15	-3	34	4	9	1	4	1	38	49	1	13	2
BG		6	1	16	0	8	3	4	0	66	22	1	12	3
CZ		17	1	22	-2	9	5	3	0	49	39	-1	12	5
DK		38	4	34	-5	4	0	2	0	22	72	-1	6	0
DE		41	-2	25	4	4	-1	2	1	28	66	2	6	0
EE		24	3	21	2	5	0	2	0	48	45	5	7	0
IE		28	-1	29	-3	10	3	3	0	30	57	-4	13	3
EL		7	-3	31	2	11	-2	2	0	49	38	-1	13	-2
ES		13	0	17	5	8	1	4	1	58	30	5	12	2
FR		17	0	26	-4	8	1	2	0	47	43	-4	10	1
HR		3	0	14	5	4	1	2	-1	77	17	5	6	0
IT		7	1	19	-4	4	-1	0	-1	70	26	-3	4	-2
CY		12	-4	28	0	7	1	3	0	50	40	-4	10	1
LV		15	1	18	-1	7	0	3	0	57	33	0	10	0
LT		9	0	25	2	6	-1	8	2	52	34	2	14	1
LU		35	15	22	-14	6	-1	1	-1	36	57	1	7	-2
HU		12	1	22	2	8	2	2	-1	56	34	3	10	1
MT		22	-1	15	-1	6	-3	2	0	55	37	-2	8	-3
NL		31	3	34	-1	8	2	2	1	25	65	2	10	3
AT		48	8	25	-5	7	0	3	0	17	73	3	10	0
PL		11	2	13	-6	6	0	1	-1	69	24	-4	7	-1
PT		8	1	17	-1	5	0	8	-1	62	25	0	13	-1
RO		7	-1	19	0	6	0	1	-2	67	26	-1	7	-2
SI		11	2	21	1	4	1	2	0	62	32	3	6	1
SK		6	1	12	-3	4	0	2	0	76	18	-2	6	0
FI		30	3	39	-1	7	-1	3	-1	21	69	2	10	-2
SE		31	2	34	0	7	0	3	0	25	65	2	10	0
UK		20	-1	31	0	12	2	3	0	34	51	-1	15	2

